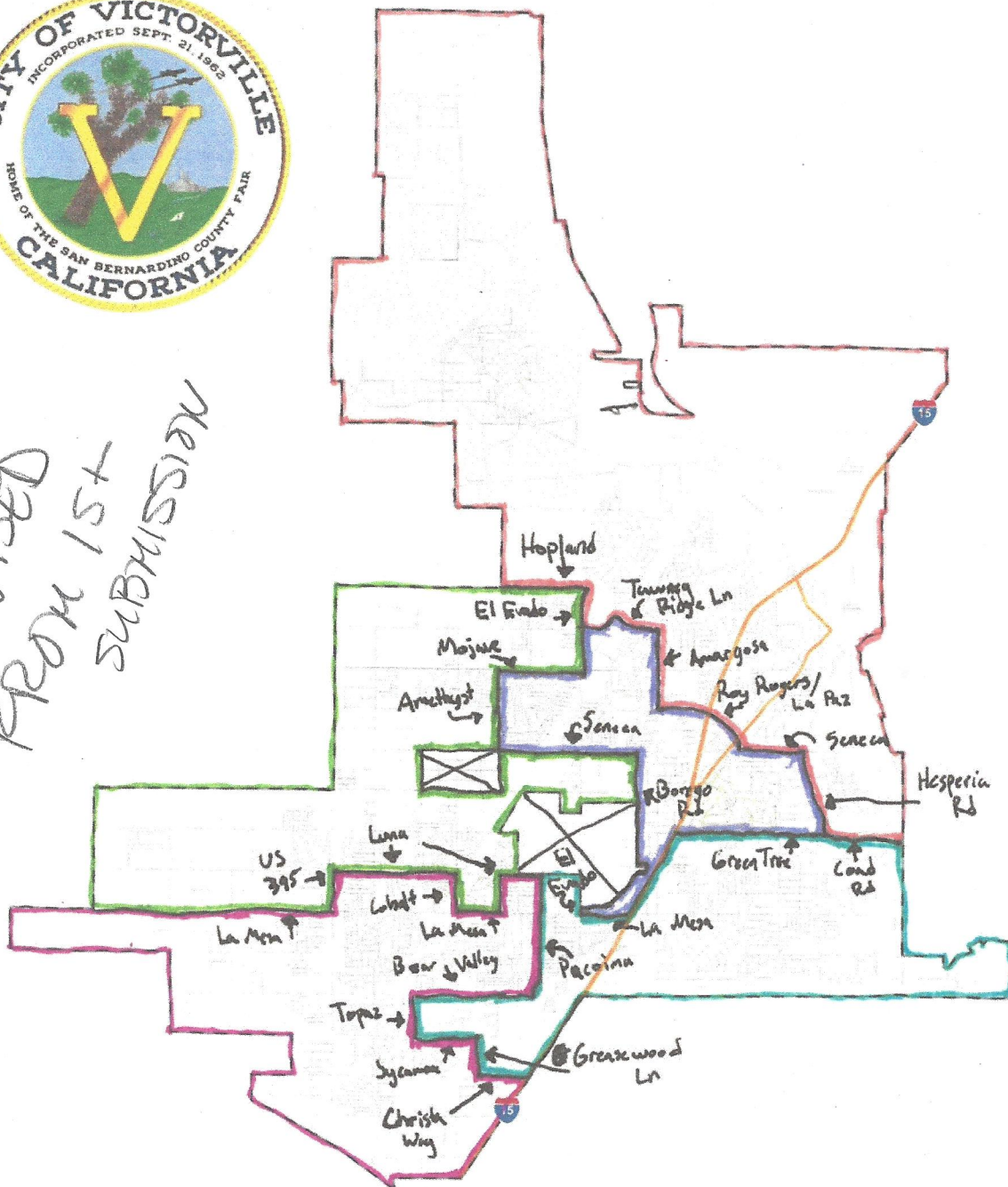




REVISED
FROM 1st
SUBMISSIONS
NEISSIMANS



©2021 CALIPER; ©2020 HERE

CITY OF VICTORVILLE

COMMUNITY OF INTEREST MAPPING TOOL

INSTRUCTIONS

Please use this map as a tool to draw your community of interest. It is important to know about communities so that the district lines can amplify the voices of residents.

Examples of communities can include neighborhoods or planning zones, areas where many residents speak the same language, or even areas where the residents use the same city facilities.

To start, please include a title for your community, your name and email address, and a description of your community. Then draw your community on the map.

SUBMIT YOUR MAP:

By Mail:
Attn: Redistricting
14343 Civic Drive
PO Box 5001
Victorville, CA 92393

Or take a picture and email it to:
Yourdistrictvv@victorvilleca.gov

A MORE BALANCED

COMMUNITY TITLE

APPROACH FOR OUR CITY

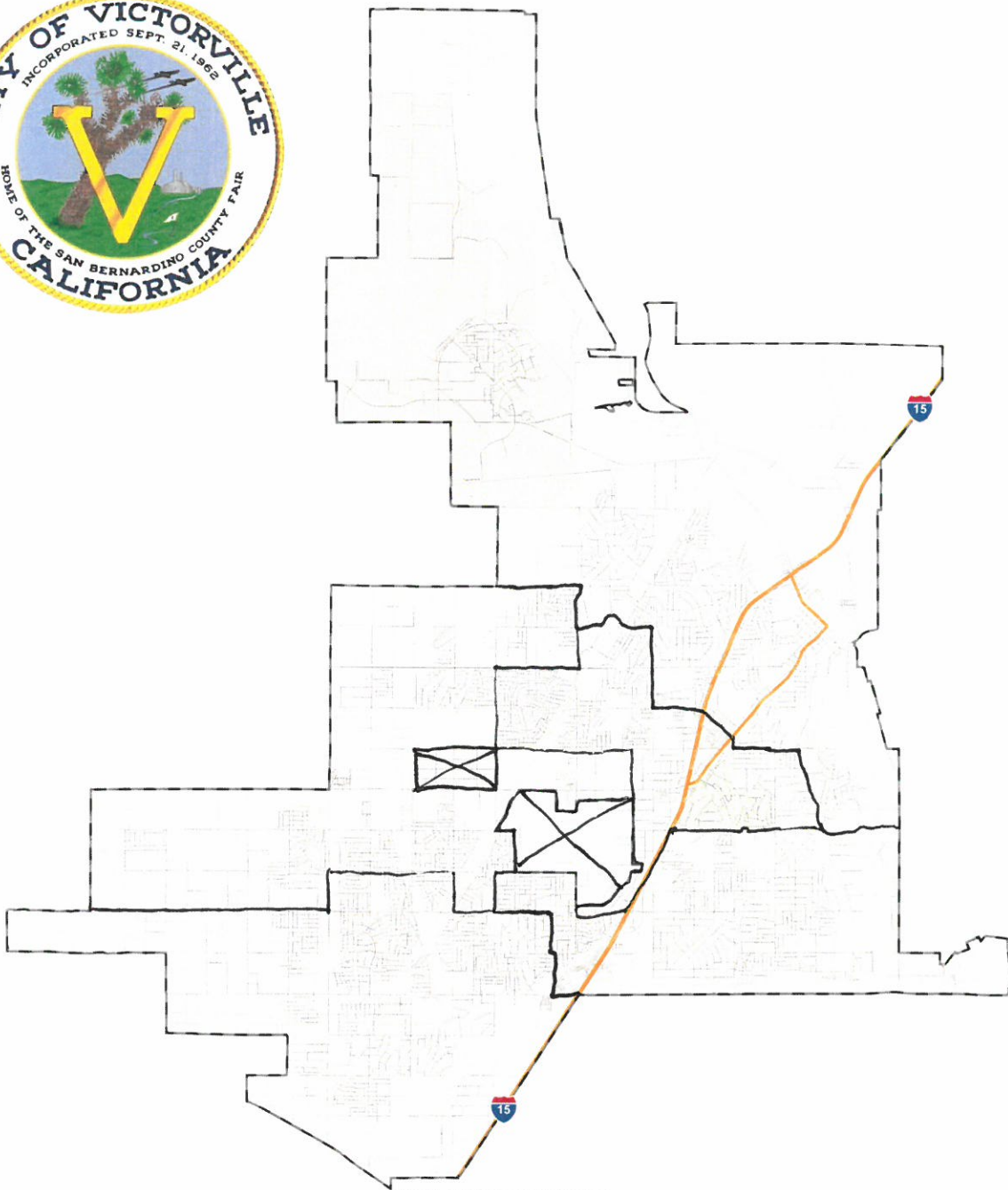
NAME

JAMES WALKER

EMAIL

DESCRIPTION





©2021 CALIPER, ©2020 HERE

CITY OF VICTORVILLE

COMMUNITY OF INTEREST MAPPING TOOL

INSTRUCTIONS

Please use this map as a tool to draw your community of interest. It is important to know about communities so that the district lines can amplify the voices of residents.

Examples of communities can include neighborhoods or planning zones, areas where many residents speak the same language, or even areas where the residents use the same city facilities.

To start, please include a title for your community, your name and email address, and a description of your community. Then draw your community on the map.

SUBMIT YOUR MAP:

By Mail:
Attn: Redistricting
14343 Civic Drive
PO Box 5001
Victorville, CA 92393

Or take a picture and email it to:
Yourdistrictvv@victorvilleca.gov

Map

COMMUNITY TITLE

Carolyn Jones

NAME

cjlovesyoga@protonmail.com

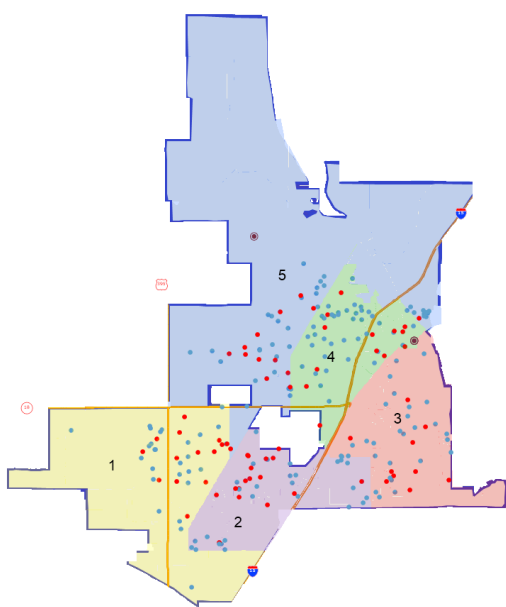
EMAIL

DESCRIPTION

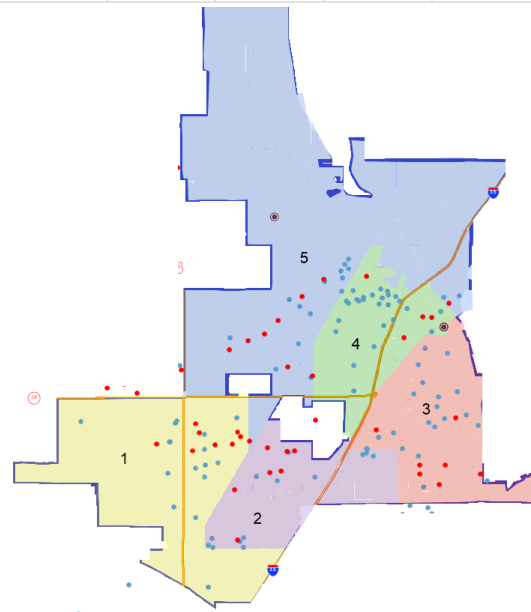


EXHIBIT 1 – OUR INITIAL DRAFT – LATINO MAJORITY OPEN SEAT (2), NO PAIRING

DISTRICT		POPULATION				CVAP					REGISTRATION (2020)			VOTE (2020)		
our#s	your#s	TOTAL	LATINO	BLACK	ASIAN	TOTAL	LATINO	BLACK	ASIAN	ADDED (j)	TOTAL	LATINO	ASIAN	TOTAL	LATINO	ASIAN
1 yellow	5 brown	26792	15233	4775	1398	13353	6557	2197	681	83	13304	5794	441	9345	3896	325
2 purple	4 purple	26871	15412	3597	1135	17002	8772	2281	741	107	13289	5575	351	9174	3702	231
3 red	3 red	26159	13233	4612	1142	14234	5521	2782	542	107	11884	4362	341	8086	2805	237
4 green	2 green	25774	15138	5037	815	12579	6368	2082	347	69	9905	4222	244	6355	2658	158
5 blue	1 orange	25877	13941	5801	1420	13511	6294	3091	668	-3193	11506	4732	380	7826	3154	246
city		131473	72957	23822	5910	70679	33512	12433	2979	-2827	59888	24685	1757	40786	16215	1197
	1		20.4%	57%	18%	5%		49%	16%	5%		44%	3%		42%	3%
	2		20.4%	57%	13%	4%		52%	13%	4%		42%	3%		40%	3%
	3		19.9%	51%	18%	4%		39%	20%	4%		37%	3%		35%	3%
	4		19.6%	59%	20%	3%		51%	17%	3%		43%	2%		42%	2%
	5		19.7%	54%	22%	5%		47%	23%	5%		41%	3%		40%	3%
city			1.49%	55%	18%	4%		47%	18%	4%		41%	3%		40%	3%



500 CVAP blue total; red Latino



500 VOTERS (2020) blue total; red Latino