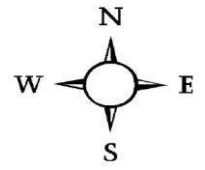
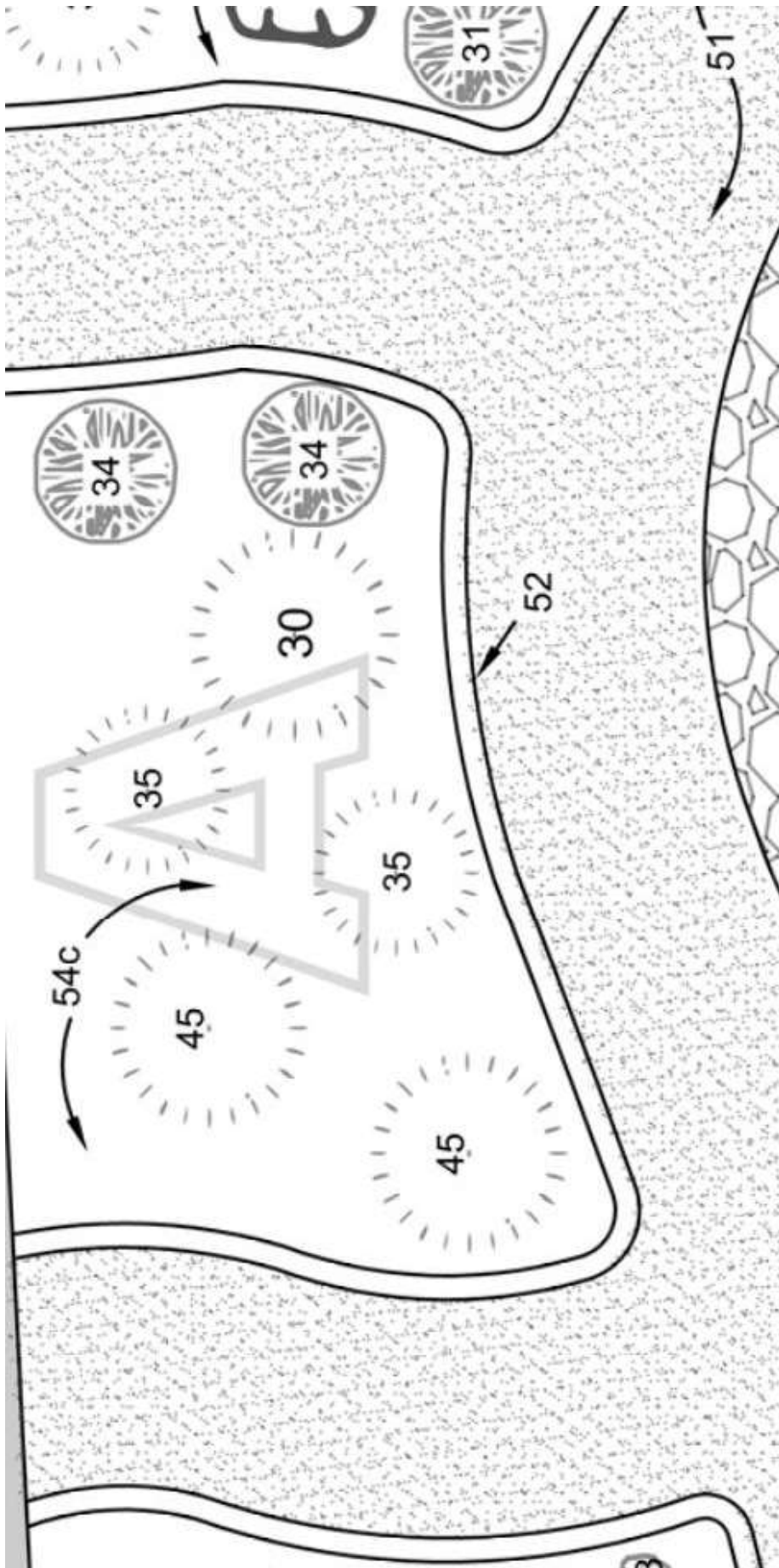


GARDEN AREA A2



A2 GARDEN AREA-Sage










Planting Area SQ FT: 247 SQ FT

PLANT DESCRIPTION							
TYPE	#	Common	Botanical	Qty	Tall/Wide	Spacing -ft	Water Needs
SP	30	Mexican Sage Bush	<i>Salvia leucantha</i>	2	3 x 4	2	M
S	34	Pink Salivia	<i>Salvia greggii pink</i>	2	2 x 3	2	M
S	35	White Sage-Calif Native	<i>Salvia Apiano</i>	2	2 x 3	1	L
SP	45	Jerusalem Sage	Phlomis fruticosa	2	4 x 4	4	M
	52	Mow Curb					
	54c	Bark Mulch 1" x 3" depth redwood bark					

Legend: S-shrub, P-perennial, GC-ground cover, T-Tree

L-low water, M-Medium Water, O-no water

Demonstration **Garden Area A** - Photo Sheet

		
<p>31 Red Salvia</p>	<p>13 Blue Fescue-Elijah Blue</p>	<p>27 Pink Muhly grass-regal mist</p>
		
<p>32 Blue Sage</p>	<p>27 Muhly Ornamental grass</p>	<p>35 White Sage</p>
		
<p>30 Mexican Bush Sage</p>	<p>45 Jerusalem Sage</p>	<p>47 Russian Sage</p>



28
Dusty Miller



7
Little Bluestem



8
Blue Oat Grass



33
Verbena-purple



33
Moss Verbena



29
Damanita Daisy



34
Pink Salvia

