

CITY OF VICTORVILLE  
DRAFT CONSOLIDATED ANNUAL PERFORMANCE AND EVALUATION REPORT (CAPER)  
2023-2024

---



Prepared by  
City of Victorville  
Planning Department



City of Victorville  
14343 Civic Drive  
P.O. Box 5001  
Victorville, CA 92393-5001

## TABLE OF CONTENTS

<b>CR-05 Goals and Outcomes</b> .....	1
<b>CR-10 Racial and Ethnic composition of families</b> .....	9
<b>CR-15 Resources and Investments</b> .....	10
<b>CR-20 Affordable Housing</b> .....	13
<b>CR-25 Homeless and Other Special Needs</b> .....	16
<b>CR-30 Public Housing</b> .....	19
<b>CR-35 Other Actions</b> .....	20
<b>CR-40 Monitoring</b> .....	23
<b>CR-45 CDBG 91.520(c)</b> .....	25
<b>CR-58 Section 3</b> .....	26

### ADDITIONAL ATTACHEMENTS

**ATTACHMENT 1 - CITIZEN PARTICIPATION PLAN**

**ATTACHMENT 2- PROOF OF PUBLICATION**

**ATTACHMENT 3 - CDBG LOCAL TARGET AREA MAP**

**ATTACHMENT 4 – CDBG FINANCIAL SUMMARY REPORT (PR26)**

**ATTACHMENT 5 – CDBG ACTIVITY SUMMARY REPORT (PR03)**

## **CR-05 - Goals and Outcomes**

### **Progress the jurisdiction has made in carrying out its strategic plan and its action plan. 91.520(a)**

This could be an overview that includes major initiatives and highlights that were proposed and executed throughout the program year.

The City of Victorville is designated as an entitlement community for two funding programs administered by the U.S. Department of Housing and Urban Development (HUD): Community Development Block Grant (CDBG) and HOME Investment Partnership Program (HOME). The FY 2023-24 Consolidated Annual Performance Evaluation Report (CAPER) describes the City's affordable housing and community development activities between July 1, 2023, through June 30, 2024. The CAPER also provides an evaluation of the City's progress in carrying out the goals and objectives as stated in the Five-Year Consolidated Plan (ConPlan) FY 2022–2026 and the FY 2023–24 Action Plan. This CAPER also reports on the activities performed with CDBG-CV funds.

For FY 23-24 the City received an allocation of \$1,381,396 in CDBG and \$605,850 in HOME funds. The City recognizes the important role of non-profit organizations in addition to City administered programs in achieving the ConPlan goals by providing vital services to Victorville residents. At the recommendation of the City's Community Planning and Development (CPD) Grants Subcommittee, the Victorville City Council allocates funding to eligible activities. A total of 12 non-profit organizations and four (4) City departments received CDBG, CDBG-CV and HOME funds to serve Victorville residents that seek their services. Additionally, responding to homelessness and its effect on the community continues to be a key policy priority in Victorville during this ConPlan cycle so additional resources have been allocated to this concern.

Major accomplishments achieved during FY 2023-2024 are highlighted in the following section with a description of each program or project and its accomplishments. The City and its grantees met or exceeded their proposed goals.

#### **Public Service/Human Services:**

A total of 11 non-profit organizations and two City department received CDBG funds:

- Assistance League of Victor Valley – Operation School Bell provided new clothing and hygiene kits to 133 Victorville students. The students were referred to the organization by the school. Proposed number to serve - 90
- Child Advocates of San Bernardino County – The organization experience administration turnover. The new administration is reorganizing the program and the use of grant funds. No activity was demonstrated for the CDBG funded program. Proposed

- number to serve - 30
- Family Assistance Program – The Fam Spot assisted 57 youths with life skill classes and employment resources which included participating in healthy relationship classes and group discussions. The youth worked with case managers that help them with the most basic needs such as getting warm coats for the winter and more complex tasks such as writing a resume and performing job searches. Proposed number to serve - 35
- Greater Hope Foundation for Children - A Greater Hope Foundation provided assessments, evaluation, cognitive behavioral therapy, play therapy and connections to community resources to foster 402 children, teens, and their foster families. A behavioral/mental health specialist provided trauma-focused education and behavioral modification to foster children and teens. The therapist and specialist also provided support, coaching and education for the resource (foster) parents whose child/teen was receiving behavioral health care, to ensure they understood and could effectively support the child's treatment. Proposed number to serve - 75
- High Desert Second Chance – Food Collaborative - High Desert Second Chance's Food Collaborative served 35,901 Victorville residents directly through their food bank and through their partner agencies. As food prices continue to rise, the number of residents looking for food assistance continues to rise as well. High Desert Second Chance does an excellent job maximizing their outreach efforts by collaborating with local organizations such as local non-profits, community centers, faith-based organizations, and schools. High Desert Second Chance collaborates with Feeding America, Community Action Partnership and various supermarkets to pick up food and various household items in order to meet the high demand for their services. Proposed number to serve – 5,000
- High Desert Second Chance – Senior and Veteran Program – The Senior and Veteran Program delivered food and supplies to 7,017 Victorville residents who were homebound or bedbound due to age or disability. Proposed number to serve – 1,000
- Inland Fair Housing and Mediation Board - Inland Fair Housing and Mediation Board (IFHMB) assisted 885 Victorville residents with fair housing issues such as age discrimination, disability, marital discrimination race discrimination and income discrimination. Additionally, residents received landlord-tenant mediation services with concerns such as evictions, repairs, security deposits, rent increases and neighbor disputes. IFHMB exceeded the number of residents they projected to assist. Proposed number to serve - 185
- Moses House Ministries - Moses House Ministries in collaboration with Rose of Sharon successfully provided emergency resources and referrals to 1,339 Victorville residents. These individuals and their families received access to diapers, formula, wipes, and other family necessities while receiving access to referrals to partner agencies designed to mitigate family risk and need. Proposed number to serve - 400
- Partners Against Violence – The Victims of Violence Program provided crisis intervention to victims of sexual assault and violence. Additionally, they responded to emergency calls and forensic exams with law enforcement. Counseling and advocacy were offered to victims. Community and education workshops were held. A total of 1,458 Victorville residents received

CAPER

services through the program. Proposed number to serve – 1,000

- Somos una Voz Grupo de Apoyo – The proposed program was to assist families with children with disabilities with referrals and resources for their needs. Before the start of the fiscal year, the founder informed the city they would be closing the facility for an undisclosed period of time due to family matters. The organization declined the grant.
- Victor Valley Domestic Violence – A Better Way provided safe shelter, emergency shelter and transitional housing to 577 victims of domestic violence and their families. Participants of the program received recovery educational classes and mental health crisis counseling with a therapist. Children were able to attend the shelter's Kids Klub while their parent attended life skill classes, counseling, court, housing searching and/or job interviews. Proposed number to serve - 150
- Planning Department – The Vehicle Assistance Program is still under development. The program will assist homeless Victorville residents with minor repairs to their vehicles so they may get off the streets and back to their home. Repairs include tire replacement or repair, new batteries, new alternators, etc.
- Public Works Department – Graffiti Abatement Program removed all reported and non-reported graffiti within the CDBG target area off public and private property.

#### **Housing Programs (Single Family):**

- Victor Valley Community Services Council – The Senior and Disabled Home Repair Program was able to assist 100 Victorville residents with minor home repairs such as toilet replacements, plumbing issues, heating and cooling repairs, electrical issues, and handicap accessories such as grab bars and ramps. The program is still using up their FY 22-23 allocation and has not started using their FY 23-24 allocation.
- Abatement Program -
- Code Enforcement –
- Demolition – During FY 23-24 the Code Enforcement Department identified four unsafe and uninhabitable homes to be demolished within the CDBG target area. During the bidding process, three of the homes were sold by the property owner, demolished by the property owner, or caught on fire. One home is in the process of being demolished. The owner consented to the demolition after the house caught on fire and destroyed half of it.
- Residential Rehabilitation Program - The residential rehabilitation program was able to assist and complete 13 projects. Rehabilitation projects included roofs, ceiling replacement due to water damage, steel entry door, conversion of tub to shower,

windows, and air conditioning unit replacement.

### **Construction and Economic Development Projects**

- St. Joan of Arc – This project is to construct an ADA bathroom in Unity Hall. There has been a delay starting this project as the neighborhood facility must correct a few code violations before construction can start.
- Economic Development Department – Façade Improvement Program – This is a pilot program targeting Old Town Victorville businesses along D Street and 7<sup>th</sup> Street. Five businesses were approved for the program and are in the plan submittal phase of the project.
- Wellness Center Solar Panel Project – The Victorville Wellness Center opened its door in December 2023 initially to 67 homeless individuals. The facility can accommodate 170 individuals and families. The solar panel project will help with the electric bills for the facility. Due to cost, the project was delayed a year. The architect that drew the plans for the facility is working on the solar panel plans.
- Public Works – Landscape Beautification Project – The Landscape Beautification Project was completed in a CDBG target area neighborhood. The existing common area landscape was overgrown or the plants were dead. A drought tolerant landscape plan was installed to include some of the existing trees, cactus and rock scape. The landscape company was on site during a progress visit and explained how a drip system was installed for the plants but would only be used for the first year while the plants take root. After the year, the drip will be turned off to everything but the trees.

### **HOME Funds**

- Senior Home Rehabilitation Program – No projects were completed using 2023-2024 funds, however 12 projects were completed using 2022-2023 program income fund and eight (8) using 21-22 funds.
- Hughes Training and Development – This is a HOME funded project. It is the construction of transitional housing units for clients referred by the Department of Behavioral health or clients from the Department of Corrections. Individuals would otherwise be homeless without placement at Hughes Training and Development. The project is in the architectural plan phase.

### **CDBG-CV Public Service**

The City received \$810,528 in CDBG-CV1 funds and \$717,254 in CDBG-CV3 funds for a total of \$1,527,782 Community Development Block Grant Coronavirus funds through substantial amendments to the FY 2019-2020 AAP. The City continued to expend the CV funds

over the FY 2023-2024 period. Specifically, the following activities were funded:

- High Desert Homeless Services – High Desert Homeless Services had been in operation since June 1988, operating a 55-bed family shelter. In January 2024 they announced they would be closing their door indefinitely. Due to the closure, the grant was not expended. The shelter is actively seeking other funding sources and possibly changing their target clientele.
- Symba Center – Primary care services were provided to 223 Victorville homeless individuals which included appointments, medication prescriptions and laboratory testing. Additionally, mental health services were provided to those that were evaluated and in need of those services.
- Women of Noble Character – A Meal a Day program provided meal to go bags for homeless individuals and food boxes to food insecure individuals and families. 429 Victorville residents received assistance.

**Comparison of the proposed versus actual outcomes for each outcome measure submitted with the consolidated plan and explain, if applicable, why progress was not made toward meeting goals and objectives. 91.520(g)**

Categories, priority levels, funding sources and amounts, outcomes/objectives, goal outcome indicators, units of measure, targets, actual outcomes/outputs, and percentage completed for each of the grantee's program year goals.

Goal	Category	Source / Amount	Indicator	Unit of Measure	Expected – Strategic Plan	Actual – Strategic Plan	Percent Complete	Expected – Program Year	Actual – Program Year	Percent Complete
Administration	Non-Housing Community Development	CDBG: \$276,279	Other	Other	1	0	0.00%	1	0	0.00%
Decent and affordable housing for consortia reside	Affordable Housing	CDBG: \$230,000	Homeowner Housing Rehabilitated	Household Housing Unit	100	0	0.00%	12	13	0.00%
Decent and affordable housing for consortia reside	Affordable Housing	CDBG: \$120,000	Buildings Demolished	Buildings	0	0		7	0	0.00%
Decent and affordable housing for consortia reside	Affordable Housing	CDBG: \$325,000	Housing Code Enforcement/Foreclosed Property Care	Household Housing Unit	0	0		150	0	0.00%



Expand access to essential services and amenities	Non-Housing Community Development	CDBG: \$93,057	Public Facility or Infrastructure Activities other than Low/Moderate Income Housing Benefit	Persons Assisted	0	3675	10	3675	36,750.00%
Expand access to essential services and amenities	Non-Housing Community Development	CDBG: \$300,000	Facade treatment/business building rehabilitation	Business	0	0	10	0	0.00%
Provide suitable living environments for residents	Affordable Housing Non-Homeless Special Needs Non-Housing Community Development	CDBG: \$436,081.09	Public Facility or Infrastructure Activities for Low/Moderate Income Housing Benefit	Households Assisted	2500	0	0.00%		
Provide suitable living environments for residents	Affordable Housing Non-Homeless Special Needs Non-Housing Community Development	CDBG: \$207,209	Public service activities other than Low/Moderate Income Housing Benefit	Persons Assisted	17490	46441	500	46441	9,288.20%

Provide suitable living environments for residents	Affordable Housing Non-Homeless Special Needs Non-Housing Community Development	CDBG: \$	Housing Code Enforcement/Foreclosed Property Care	Household Housing Unit	135	0	0.00%	0	0
--	---	----------	---	------------------------	-----	---	-------	---	---

Table 1 - Accomplishments – Program Year & Strategic Plan to Date

**Assess how the jurisdiction’s use of funds, particularly CDBG, addresses the priorities and specific objectives identified in the plan, giving special attention to the highest priority activities identified.**

The City made significant progress in addressing the priority needs, goals and objectives outlined in the ConPlan by implementing the 2023-2024 Action Plan. During the year, CDBG, CDBG-CV and HOME funds were allocated to activities that provided benefit primarily to low- and moderate-income individuals and households in the City.

The priorities and special objectives identified in the ConPlan are as follows:

- Supportive services for the homeless and those at risk of homelessness
- Human services
- Housing programs
- Accessibility and mobility
- Economic Development

To address goals related to services for special needs populations, the City allocated \$207,209 in CDBG funds and \$114,816.74 in CDBG-CV funds for services related to homelessness, homeless prevention, youth services, fair housing activities, disabled persons services, veteran services, victims of violence services and food bank programs.

## CR-10 - Racial and Ethnic composition of families assisted

Describe the families assisted (including the racial and ethnic status of families assisted).

91.520(a)

	CDBG
White	27,832
Black or African American	8,078
Asian	3,220
American Indian or American Native	493
Native Hawaiian or Other Pacific Islander	2,231
<b>Total</b>	<b>41,854</b>
Hispanic	19,302
Not Hispanic	22,552

Table 2 – Table of assistance to racial and ethnic populations by source of funds

### Narrative

The City of Victorville and its partner agencies identified priority needs and offered services and programs to eligible persons/households regardless of race or ethnicity. Table 2 in Section CR-10 is generated by the HUD CAPER template, and the information reported reflects demographic information provided by the beneficiary.

**CR-15 - Resources and Investments 91.520(a)**

**Identify the resources made available**

Source of Funds	Source	Resources Made Available	Amount Expended During Program Year
CDBG	public - federal	1,987,626	\$634,821.14
HOME	Public – federal	605,850	\$30,000.89
CDBG-CV	Public-federal	114,816.74	\$8,825.91

**Table 3 - Resources Made Available**

**Narrative**

The City of Victorville was allocated \$1,381,396 in FY 23-24 CDBG funds and \$605,850 in HOME funds. The City also had \$606,230.09 in reallocated funds from activities from previous fiscal years that did not fully expend their awarded amount. Additionally, \$114,816.74 in CDBG-CV funds were allocated to eligible activities.

The City received \$1,527,782 in CDBG-CV funds in two trounces with a six-year expenditure deadline. To date, the City has expended \$1,345,293.41 on activities that prevented, prepared for and responded to COVID-19. The City provided funds to businesses affected by COVID-19 to be able to reopen by providing COVID-19 prevention measures (sanitation stations, mask, gloves, barriers), and assist with rent and utility bills for the business owners. Community outreach programs were carried out by non-profit organizations that assisted residents that were affected by COVID that experienced a job loss or loss of income. The organizations provided rental, mortgage and utility assistance. Funds were used to supplement food supply at the local food banks, food delivery for housebound seniors or seniors that had health issues. Additional activities included homeless outreach, which provided assistance to set up the interim shelter's quarantine areas for homeless individuals that were diagnosed with COVID, a community COVID testing facility that was operated by the County of San Bernardino, and wash stations in areas homeless individuals frequent.

For FY 2023-2024, \$114,816.74 was allocated to three non-profit organizations that specifically supported homeless activities such as providing food, mental and physical health outreach for homeless and a homeless shelter.

**Identify the geographic distribution and location of investments**

Target Area	Planned Percentage of Allocation	Actual Percentage of Allocation	Narrative Description
CDBG Target area	100	100	Citywide

**Table 4 – Identify the geographic distribution and location of investments**

## **Narrative**

During the 2023-2024 Program Year, the City allocated 100 percent of its non-administrative CDBG funds to projects and activities that benefit low- and moderate-income persons throughout the City of Victorville. It is important to note that due to the nature of certain public service activities such as Graffiti Abatement, which is generally limited to the eligible low- and moderate-income areas, most other public services are available citywide.

## Leveraging

**Explain how federal funds leveraged additional resources (private, state and local funds), including a description of how matching requirements were satisfied, as well as how any publicly owned land or property located within the jurisdiction that were used to address the needs identified in the plan.**

The federal resources that the City receives with additional federal, state, local and private resources. For example, CDBG programs received funds from outside sources.

Assistance League of Victor Valley – Donations, thrift store

C.A.S.A. – Local grants, State grants, fundraising events

Family Assistance Program – State grants

Greater Hope Foundation for Children – State and county grants

High Desert Second Chance – Federal grants, State grants, donations, fundraisers

Inland Fair Housing and Mediation Board – Federal grants, State grants

Moses House Ministries and Rose of Sharon Pregnancy Resource Center - Federal grants, County grants.

Partners Against Crime – State grants, County grants, foundation grants.

Victor Valley Community Services Council – Federal grants, State grants, County grant, foundation grant

Victor Valley Domestic Violence – Federal grants and State grants.

**CR-20 - Affordable Housing 91.520(b)**

Evaluation of the jurisdiction's progress in providing affordable housing, including the number and types of families served, the number of extremely low-income, low-income, moderate-income, and middle-income persons served.

The City continues to support and prioritizes its ConPlan priority Housing Programs by funding its Residential Rehabilitation Program and Senior Home Rehabilitation Program. By funding these program the City is preserving its existing housing stock and preserving affordable housing for its low income, senior and disabled residents.

	<b>One-Year Goal</b>	<b>Actual</b>
Number of homeless households to be provided affordable housing units	<b>0</b>	<b>0</b>
Number of non-homeless households to be provided affordable housing units	<b>0</b>	<b>0</b>
Number of special-needs households to be provided affordable housing units	<b>0</b>	<b>0</b>
<b>Total</b>		

**Table 5 – Number of Households**

	<b>One-Year Goal</b>	<b>Actual</b>
Number of households supported through rental assistance	<b>10</b>	<b>11</b>
Number of households supported through the production of new units	<b>0</b>	
Number of households supported through the rehab of existing units	<b>20</b>	<b>33</b>
Number of households supported through the acquisition of existing units	<b>0</b>	<b>0</b>
<b>Total</b>	<b>30</b>	<b>44</b>

**Table 6 – Number of Households Supported**

**Discuss the difference between goals and outcomes and problems encountered in meeting these goals.**

The City’s rehabilitation programs met their housing rehabilitation goals. The Senior Home Repair Program assisted 20 households using FY 21-22 HOME entitlement funds (8 projects) and FY 22-23 Program Income funds (12 projects) the Residential Rehabilitation Program assisted 13 households using FY 21-22CDBG Entitlement funds (5 projects), FY 22-23 Program Income (1 project), FY 22-23 CDBG Entitlement funds (6 projects) and FY 23-24 Program Income funds (1 project). Homes assisted were brought up to housing standards and addressed health and safety issues.

The Senior Home Repair Program grant program was established in 1997 and has been the City’s most popular and successful program. The program’s target population are low-income senior citizens and disabled homeowners. This program is funded yearly with demand for the program continuously outweighing available resources. Currently there is a waiting list with 115 Victorville homeowners waiting for the opportunity to participate.

The Residential Rehabilitation Loan Program was established in 2016 and was created to assist low- and moderate-income households maintain safe, affordable and habitable housing. The program has a whole house approach and addresses health and safety issues as well as curb appeal items. The success of this programs has demonstrated a high need for it and will continue to be funded in the future. Currently, there are 129 households on the waiting list.

Any delays in the program were due to lack of contractors bidding on the projects. The homeowners participating in either rehabilitation program is provided a courtesy contractors list.

**Discuss how these outcomes will impact future annual action plans.**

Both housing rehabilitation programs are in high demand. Each program has a long waiting list of residents needing the help to rehabilitate their homes. The main goal of the programs is to maintain the current, aging housing stock in order to keep low-income residents in their homes.

**Include the number of extremely low-income, low-income, and moderate-income persons served by each activity where information on income by family size is required to determine the eligibility of the activity.**

Number of Households Served	CDBG Actual	HOME Actual
Extremely Low-income	7	16
Low-income	5	4
Moderate-income	1	0
<b>Total</b>	<b>13</b>	<b>20</b>

Table 7 – Number of Households Served



## **Narrative Information**

All the households assisted with CBDG and HOME funds had an income that was deemed moderate, low or extremely low. Programs requiring information on income by family size included all the housing rehabilitation programs, as well as all the public service programs funded by the City.

The City of Victorville continues to receive calls for rental and utility assistance on a daily basis. The City awarded non-profit organizations CDBG, CDBG-CV and ARPA funds to provide assistance to residents in need over the last three years. For FY 23-24, carried over ARPA funds were used to assist residents with rental and utility assistance. From the intake forms, most renters are experiencing worst case housing needs as they are paying over 50% of their income towards rent. Along with high utility bills, food cost increasing and high rents, very low- and low-income residents are experiencing extreme financial hardships.

## **CR-25 - Homeless and Other Special Needs 91.220(d, e); 91.320(d, e); 91.520(c)**

**Evaluate the jurisdiction's progress in meeting its specific objectives for reducing and ending homelessness through:**

### **Reaching out to homeless persons (especially unsheltered persons) and assessing their individual needs**

On January 25, 2024, the County of San Bernardino's Continuum of Care conducted the one-day point in time count. The unsheltered homeless count began at 6:00 a.m. on the 25th. The sheltered count included residents of shelters and transitional housing programs throughout the county who slept in these facilities during the night of January 24<sup>th</sup> through the early morning of January 25, 2024.

The City of Victorville has routinely had one of the highest homeless population in San Bernardino County. According to the 2024 San Bernardino County Point in Time Count, Victorville has 611 homeless; 232 people living in a shelter, 53 in transitional housing and 326 unsheltered individuals, making the City of Victorville's homeless population the second highest in the county. This is an increase of four people over the last year.

The City is working hard to assist the ever-growing homeless population by partnering with other County agencies and non-profit organizations to formulate ideas and programs that will provide supportive services to the homeless and assist with finding permanent housing. Women of Noble Character provide a meal a day to the homeless in their area. This gives them an opportunity to engage with the homeless and provide resources. Symba Center is expanding their outreach services to include mental health services and physical health services. Referrals are made to case workers at the Wellness Center for shelter placement or other housing placement if the individual is ready to receive services.

### **Addressing the emergency shelter and transitional housing needs of homeless persons**

The City addressed these needs through funding the following programs:

- \$40,000 to High Desert Homeless Services to provide emergency shelter to homeless individuals and families. Services include but are not limited to shelter, food, clothing, life skill classes, resume writing, job search skills and financial workshops in order to become independent and find permanent housing. They closed their doors in January 2024.
- \$20,000 to Victor Valley Domestic Violence to provide emergency shelter and transitional housing to victims of domestic violence and their children. Services include emergency shelter, transitional housing after completion of a 90-day program, life skill classes, parenting classes, anger management and peer support classes. They served 577 people.

**Helping low-income individuals and families avoid becoming homeless, especially extremely low-income individuals and families and those who are: likely to become homeless after being discharged from publicly funded institutions and systems of care (such as health care facilities, mental health facilities, foster care and other youth facilities, and corrections programs and institutions); and, receiving assistance from public or private agencies that address housing, health, social services, employment, education, or youth needs**

On June 7, 2021, the City of Victorville received \$33,500,666 in American Rescue Plan Act funds. The Economic Development Department (EDD) administers these funds. During the FY 22-23 CPD application review, Planning Department staff identified programs that assisted residents impacted by COVID-19 with rental and utility assistance and food banks. A total of six non-profit organizations were awarded \$530,000 in ARPA funds. Two organizations carried funds over to FY 23-24 and were able to assist an additional 212 residents with rental and utility assistance.

Currently the County of San Bernardino along with the courts provide the discharge plans for all the foster children in the county. According to the Alliance for Children's Rights, 22% of transition aged youth reported experiencing at least one episode of homelessness once they left the foster system. Housing navigators assist young adults in locating, securing and maintaining housing, with priority given to foster youth ages 18-25.

The three hospitals in Victorville each have their own discharge plan which includes the client working with a social worker, discharge planner, case manager and their nurse.

**Helping homeless persons (especially chronically homeless individuals and families, families with children, veterans and their families, and unaccompanied youth) make the transition to permanent housing and independent living, including shortening the period of time that individuals and families experience homelessness, facilitating access for homeless individuals and families to affordable housing units, and preventing individuals and families who were recently homeless from becoming homeless again**

The City continues to demonstrate its commitment towards assisting our homeless population and has taken the necessary steps to ensure the health and safety of homeless residents. In December 2023 the Wellness Center Campus opened its doors. It is located on approximately 4.5 acres of City-owned land, and it will provide 170 beds to accommodate men, women & families. This unique and innovative campus will provide individuals a level of privacy, comfort, and security in a designated living unit:

- Family units (21 beds)
- Single bed units (32 beds)
- Double bed units (64 beds)

- Recuperative Care Beds (53 beds)

Campus features include:

- Multiple restrooms & showers for men and women (family units have private restrooms)
- Medical clinic (3 exam rooms)
- Cafeteria & Dining Hall
- Recreation/Lounge Area
- Various Office Spaces
- Private Interview Rooms
- Personal Storage Bins
- Kennel areas & dog walk

The City's Homelessness Solutions staff monitors the Wellness Center operations, ensuring successful outcomes in all areas including shelter operations, recuperative care, supportive services, medical care, outreach coordination, and wraparound supportive services.

## **CR-30 - Public Housing 91.220(h); 91.320(j)**

### **Actions taken to address the needs of public housing**

The Housing Authority of San Bernardino County (HASBC) currently administers the voucher rental assistance program for the City of Victorville. According to the Housing Authorities 2022 annual report 774 Housing Choice vouchers were issued in Victorville. The 2022 Annual Report is the latest report posted.

All public housing in Victorville are on scattered sites and owned and/or managed by the San Bernardino County Housing Authority. Currently, there are no public housing units in the City, with 168 authority owned units in the City of Victorville. Housing Partners I, Inc., the Housing Authority's affordable housing developer, owns 154 units.

### **Actions taken to encourage public housing residents to become more involved in management and participate in homeownership**

The Housing Authority actively encourages residents to be involved with the organization through their Resident Advisory Board (RAB). RAB is instrumental in helping review and discuss critical issues that affect residents and program participants. On an ongoing basis, Housing Authority staff work closely with RAB members to discuss potential policy changes, get feedback on messaging and communicating with residents, recruit participants for hearings and special events and much more. Board members include participants from the Term Limited Lease Assistance Program, Project Based Voucher Program, Veterans Affairs Supportive Housing, and the Tenant Based Voucher Program.

Through the Housing Authority's Homeownership Assistance Program 12 families became first time homebuyers in 2022. Similar to housing assistance in other affordable housing programs, the Homeowner Assistance Program provides mortgage assistance for up to 15 years for working families and up to 30 years for disabled families if the homeowners meet income requirements.

The City offers down payment assistance through its Mortgage Assistance Program which is currently funded with CalHome program income. Although funds are limited, the City encourages participating lenders to use the program in order to assist very low, low- and moderate-income people in purchasing their first home. With the rising cost in housing, the program is needed more than ever.

### **Actions taken to provide assistance to troubled PHAs**

The San Bernardino County Housing Authority (HACSB) has not been deemed as a troubled PHA.

### **CR-35 - Other Actions 91.220(j)-(k); 91.320(i)-(j)**

**Actions taken to remove or ameliorate the negative effects of public policies that serve as barriers to affordable housing such as land use controls, tax policies affecting land, zoning ordinances, building codes, fees and charges, growth limitations, and policies affecting the return on residential investment. 91.220 (j); 91.320 (i)**

The City of Victorville does not have any barriers to affordable housing as no tax policies or growth limitations are in effect that would deter affordable housing.

Land use controls and zoning ordinances in the City of Victorville are not designed to deter or prevent affordable housing, on the contrary, density bonuses and other financial incentives are provided to developments that include affordable housing as a means to prevent barriers to such housing. Additionally, the City has recently started a general plan update that allows 30 dwelling units per acre in an effort to further promote affordable housing.

### **Actions taken to address obstacles to meeting underserved needs. 91.220(k); 91.320(j)**

A major obstacle for the City of Victorville in meeting underserved needs is the lack of adequate financial resources to meet the growing needs of low- and moderate-income persons. With the renewal of the Apple Valley/Victorville Consortium, the City will continue to expand its housing programs to meet the growing need for affordable housing. In addition, the City will continue to use CDBG funding to support public service agencies that address the special needs of the underserved, including homeless, potential homeless, youth, seniors, female-headed families, victims of domestic violence, and disabled persons.

The High Desert Food Collaborative provides food to 21 feeding agencies located in Victorville, with a total of 65 agencies throughout the High Desert. Since the beginning of the Coronavirus Pandemic (COVID-19) they have seen an increase in demand for services. Additionally, they have expanded their services to accommodate seniors and veterans. High Desert Food Collaborative was awarded \$20,000 for their food collaborative program and \$13,363 for their veteran and senior food program for FY 23-24

### **Actions taken to reduce lead-based paint hazards. 91.220(k); 91.320(j)**

The City of Victorville continues to maintain policies and procedures to increase access to housing without LBP hazards. Funding is not provided until it is determined properties are free of LBP hazards. Types of properties covered include housing receiving federal assistance for rehabilitation of single-family homes and multi-family complexes.

**Actions taken to reduce the number of poverty-level families. 91.220(k); 91.320(j)**

The City utilizes CDBG grant funds to assist social service agencies providing services to families in the community. For FY 23-24, the City allocated funds to a variety of programs that primarily assist low- and moderate-income persons, groups with special needs and those affected by COVID-19. Some of these programs included clothing for school aged children, placement and mentoring for foster youth, fair housing services, and case management for families with children under five years of age, food assistance and support services for transitional aged youth.

**Actions taken to develop institutional structure. 91.220(k); 91.320(j)**

In order to support and enhance the existing institutional structure, the City of Victorville collaborated with nonprofit agencies receiving CDBG funding through the 2023-2024 Action Plan to ensure that the needs of low- and moderate-income residents were met as visualized within the Consolidated Plan.

**Actions taken to enhance coordination between public and private housing and social service agencies. 91.220(k); 91.320(j)**

The City's actions include networking with neighboring jurisdictions and advocating for elimination of duplicate services among service agencies. This was a concern brought up several times during the planning process of the ConPlan.

**Identify actions taken to overcome the effects of any impediments identified in the jurisdictions analysis of impediments to fair housing choice. 91.520(a)**

In 2022 the Apple Valley/Victorville HOME Consortium completed the Assessment to Fair Housing (AFH) Plan. According to the data analysis, all Victorville residents, regardless of protected class status, have relatively low access to high-performing schools, relatively low access to neighborhoods with high labor force participation and human capital, and relatively high exposure to poverty in their neighborhoods.

To promote fair housing, the following goals have been established for Victorville:

- Program Marketing - Victorville shall ensure that all HUD-funded programs are marketed in high poverty areas within its jurisdiction in manners that will be accessible to residents to ensure that low-income residents and high poverty neighborhoods have best access to all program activities.
- Target Non-Housing Activities in Areas of High Poverty – Victorville shall use CDBG funds to carry out non-housing activities (such as public works, public services, and economic development) in areas of high poverty. This may include carrying out activities citywide, but promoting services in those areas or electing to target activities in these areas.

- Monitor and Apply for Federal and State Funding to Increase Community Development and Housing Activities – Victorville shall actively monitor new funding opportunities for additional community development and affordable housing activities.
- Promote Fair Housing Education for Tenants and Homebuyers – Victorville shall fund Inland Fair Housing and Mediation Board (IFHMB) and promote fair housing training for tenants, homebuyers and potential homebuyers to ensure that residents are fully informed of their rights as it relates to housing.
- Promote Fair Housing Education for Landlords and Realtors – Victorville shall fund and promote fair housing training for landlords and realtors to ensure that they understand the fair housing requirements and rights of tenants and homebuyers.
- Maintain Fair Housing Resources on Website - In collaboration with the fair housing provider for the jurisdiction, maintain a page on the jurisdiction website that provides access to fair housing resources and documents. Further, collaborate with the fair housing provider to promote training and other fair housing related events.
- Maintain Housing and Community Development Resources List - Establish and maintain a list of all housing and community development resources that is updated annually.



## **CR-40 - Monitoring 91.220 and 91.230**

**Describe the standards and procedures used to monitor activities carried out in furtherance of the plan and used to ensure long-term compliance with requirements of the programs involved, including minority business outreach and the comprehensive planning requirements**

The City's Planning Department has the primary responsibility for overall program monitoring and compliance for the City of Victorville. To ensure that CDBG and HOME funds are used efficiently and in compliance with applicable regulations, the City provided technical assistance to all subrecipients. Additionally, all notices are posted in English and Spanish.

### **Technical Assistance**

To enhance compliance with federal program regulations, the Planning Department made technical assistance available to prospective applicants for any CDBG or HOME Notice of Funding Availability (NOFA) by conducting technical workshops. Three mandatory workshops were conducted to assist with application preparation and answer any questions the potential applicants may have had; two workshops were held in person and one workshop was held via Zoom.

### **Activity Monitoring**

For FY 23-24 two organizations were monitored at their locations. City staff toured their facilities, reviewed records, beneficiary forms and provided technical assistance if needed.

During the application process staff conducted a detailed review upon receipt of the application to determine eligibility, conformance with a National Objective and conformance with a ConPlan goal. This review also examined the proposed use of funds, eligibility of the service area, eligibility of the intended beneficiaries and likelihood of compliance with other federal requirements such as the National Environmental Policy Act (construction projects), the System for Award Management (SAM) debarment list, prevailing wage, Minority and Women Business Enterprise, Section 3 and federal acquisition and relocation regulations, as applicable. Subrecipients submitted an audit and other documentation to establish their capacity, and any findings noted in the audit were reviewed and resolved accordingly.

**Citizen Participation Plan 91.105(d); 91.115(d)**

**Describe the efforts to provide citizens with reasonable notice and an opportunity to comment on performance reports.**

In accordance with the City's adopted Citizen Participation Plan, a public notice was published in the Daily Press Newspaper in English and in Spanish on September 11, 2024 notifying the public of the availability of the Consolidated Annual Performance and Evaluation Report for a 15-day public review and comment period. A copy of the public notices are included. Copies were also available at City Hall at the Planning Department and on the City's website at: <https://www.victorvilleca.gov/government/city-departments/development/planning/housing-programs-425>

**CR-45 - CDBG 91.520(c)**

**Specify the nature of, and reasons for, any changes in the jurisdiction’s program objectives and indications of how the jurisdiction would change its programs as a result of its experiences.**

There have been no changes in the City’s program objectives since the ConPlan was approved in 2022. CDBG funds are making a significant impact on strategies to address the high priority needs identified in the ConPlan.

**Does this Jurisdiction have any open Brownfields Economic Development Initiative (BEDI) grants?**

No, the City does not receive Brownfields Economic Development Initiative grant funds.

**[BEDI grantees] Describe accomplishments and program outcomes during the last year.**

Not applicable

### CR-58 – Section 3

Identify the number of individuals assisted and the types of assistance provided

Total Labor Hours	CDBG	HOME	ESG	HOPWA	HTF
Total Number of Activities	0	0	0	0	0
Total Labor Hours	0	0	0	0	0
Total Section 3 Worker Hours	0	0	0	0	0
Total Targeted Section 3 Worker Hours	0	0	0	0	0

Table 8 – Total Labor Hours

Qualitative Efforts - Number of Activities by Program	CDBG	HOME	ESG	HOPWA	HTF
Outreach efforts to generate job applicants who are Public Housing Targeted Workers	0				
Outreach efforts to generate job applicants who are Other Funding Targeted Workers.	0				
Direct, on-the job training (including apprenticeships).	0				
Indirect training such as arranging for, contracting for, or paying tuition for, off-site training.	0				
Technical assistance to help Section 3 workers compete for jobs (e.g., resume assistance, coaching).	0				
Outreach efforts to identify and secure bids from Section 3 business concerns.	1				
Technical assistance to help Section 3 business concerns understand and bid on contracts.	0				
Division of contracts into smaller jobs to facilitate participation by Section 3 business concerns.	0				
Provided or connected residents with assistance in seeking employment including: drafting resumes, preparing for interviews, finding job opportunities, connecting residents to job placement services.	0				
Held one or more job fairs.	0				
Provided or connected residents with supportive services that can provide direct services or referrals.	0				
Provided or connected residents with supportive services that provide one or more of the following: work readiness health screenings, interview clothing, uniforms, test fees, transportation.	0				
Assisted residents with finding child care.	0				
Assisted residents to apply for, or attend community college or a four year educational institution.	0				
Assisted residents to apply for, or attend vocational/technical training.	0				
Assisted residents to obtain financial literacy training and/or coaching.	0				
Bonding assistance, guaranties, or other efforts to support viable bids from Section 3 business concerns.	0				
Provided or connected residents with training on computer use or online technologies.	0				
Promoting the use of a business registry designed to create opportunities for disadvantaged and small businesses.	0				
Outreach, engagement, or referrals with the state one-stop system, as designed in Section 121(e)(2) of the Workforce Innovation and Opportunity Act.	0				
Other.	0				

Table 9 – Qualitative Efforts - Number of Activities by Program

## **Narrative**

The City of Victorville includes Section 3 materials in all bid documentation and final construction contracts. Technical assistance is provided to the business if requested. Section 3 guidelines are also included in all funding agreements.

# **ATTACHMENT 1**

## **CITIZEN PARTICIPATION PLAN**



## **CITY OF VICTORVILLE - CITIZEN PARTICIPATION PLAN**

Amended: May 5, 2020 (Amendments Underlined)

### **I. EXECUTIVE SUMMARY**

Since 1997, the City of Victorville (the “City”) has received an annual allocation of Community Development Block Grant (CDBG) funds from the U. S. Department of Housing and Urban Development (HUD). In 2003, the City formed a HOME Investment Partnership Program Consortium with the Town of Apple Valley (the “HOME Consortium”) in order to meet the threshold of obtaining HOME entitlement status with HUD. The City receives both CDBG and HOME funding annually.

As an Entitlement City, the City is required to prepare and adopt a Consolidated Plan (Con Plan) and an Assessment of Fair Housing (AFH). The Con Plan is a plan of three to five years in length, which reviews and considers the housing and community development needs of the City, establishes priorities for CDBG and HOME funds, creates and institutes an Annual Action Plan (AP) for meeting current and future needs, and identifies the City’s performance in meeting its annual goals through the Consolidated Annual Performance Evaluation Report (CAPER).

The AFH replaces the Analysis of Impediments to Fair Housing (AI) to assist the City in identifying fair housing issues and related contributing factors to achieve comprehensive community development goals and affirmatively further fair housing. The Con Plan, AP Plan and AFH are also required to have a strategy for resident and citizen participation in the planning process. According to 24 CFR § 91.105 and as a condition of federal funding, the City must adopt and follow a Citizen Participation Plan (CPP) describing how the City will encourage participation from residents and citizens of all ages, genders, economic levels, races, ethnicities and special needs to provide them with equal access in the development of the Con Plan, AP and AFH, and to ensure their issues and concerns are adequately addressed. Participation shall include community-based and regionally-based organizations that represent and assist protected class members and organizations that enforce fair housing laws.

### **II. PURPOSE OF THE CITIZEN PARTICIPATION PLAN**

The purpose of the CPP is to provide the method and process by which the City’s Con Plan, AP and AFH processes will comply with the citizen participation requirements set forth by HUD pursuant to 24 CFR § 91.105 and the Affirmatively Furthering Fair Housing Final Rule (24 CFR §§ 5.150 through 5.180). This CPP states the process of soliciting the views and recommendations from the public, as well as the process for incorporating public comments and views into the objectives and outcomes developed in the Con Plan, AP, and AFH. This CPP and the participation process shall be implemented and monitored by the City’s Development Department.

### **III. DEVELOPMENT OF AFH, CON PLAN, AP, AND CAPER; SUBSEQUENT REVISIONS AND SUBSTANTIAL AMENDMENTS**

*Introductory Note.* The citizen participation processes and procedures associated with each of the planning documents/reports discussed in this Section are detailed in Section V of this CPP and further described in tabular format on page 5 (the “*Summary Table*”).

**Assessment of Fair Housing (AFH).** The AFH is required every five years prior to the preparation of the Con Plan. When preparing an AFH, the City will make HUD-provided data and other supplemental information available to interested citizens, residents, agencies and organizations in an effort to provide meaningful analyses of local fair housing conditions and issues. The City shall publish a notice announcing the availability of this data/information and requesting the views of the residents at a public hearing at least ten (10) days prior to the date of such hearing. In addition, prior to the City adopting and submitting the final AFH to HUD, at least one thirty (30) day public comment period will be provided (after publication of notice and the draft AFH) and a second public hearing will be noticed and held to obtain further citizen input. The City may choose to conduct this hearing in conjunction with one of the two required public hearings on the Con Plan.

**AFH Revisions.** Pursuant to 24 CFR §5.164, the City shall consider an AFH previously accepted by HUD to require modification (“Revisions”) and re-submission to HUD in the following instances:

- ❖ When the City’s circumstances change in a way that affects the information on which the AFH is based, to the extent that the analysis, the fair housing contributing factors, or the priorities and goals of the AFH are no longer applicable or reflect actual circumstances. Examples of changed circumstances include:
  - Presidentially declared disasters affecting the City that significantly impact the steps the City may need to take to affirmatively further fair housing;
  - Significant changes in the City’s demographic;
  - The occurrence of new significant contributing factors in the City’s jurisdiction
  - civil rights findings, determinations, settlements (including Voluntary Compliance Agreements) or court orders
- ❖ Upon HUD’s written notification specifying a material change that requires the Revisions

Revisions may not necessarily require the submission of an entirely new AFH. Revisions need only focus on the material change and appropriate adjustments to the analyses, assessments, priorities, or goals. AFH Revisions will be published and noticed for public comment and hearing (see **Summary Table**).

**Consolidated Plan (Con Plan); Annual Action Plan (AP).** The Con Plan examines housing and community development needs, sets priorities for grant monies and establishes a strategic plan with specific measurable goals to address priority needs. Prior to adopting the Con Plan or AP, the City will make available to citizens, public agencies, and other interested parties:

- ❖ The amount of assistance the City expects to receive;
- ❖ The range of activities that may be undertaken with such funds;
- ❖ The amount of funds proposed to be used for activities and the estimated benefit to low and moderate income persons; and
- ❖ The City’s plans to minimize displacement of persons and what type of assistance will be made available to those persons displaced.

At least one (1) public hearing will be noticed and held during the development of the Con Plan and AP to receive public comment and incorporate citizen participation. In addition, a second public hearing regarding the contents of the Con Plan / AP will be noticed and conducted prior to the City’s adoption of these documents and submission to HUD. Notices of such public hearings will be published at least ten (10) days in advance or as specified in the **Summary Table**. At least thirty (30) days prior to adoption, copies of the proposed Con Plan, AP, and any Substantial Amendments (defined below) will be published by the City (made available for public review) and a thirty (30) day public comment period will be noticed and provided. The City Manager or their designee may allow adjustments to public noticing, public hearing, and publishing requirements in conjunction with applicable waivers provided by HUD.



**CAPER.** At least fifteen (15) days prior to submission to HUD, copies of the CAPER will be published and a like period of public comment will be noticed and provided.

**Substantial Amendments.** The occurrence of any of the following circumstances shall require a modification of the Con Plan or AP (“Substantial Amendment”), which shall be noticed, heard, published for comment and adopted in accordance with the provisions of Section V of this CPP, as applicable:

- ❖ A significant shift is proposed in allocation priorities, or a substantial change in the method of distributing funds;
- ❖ An activity not included in the AP is proposed for funding;
- ❖ To use funds, including program income, not previously described in the Annual Action Plan;
- ❖ An activity included in the AP is proposed for elimination;
- ❖ The amount allocated to any activity is proposed to be increased or decreased from the amount described in the AP by more than 25%; or
- ❖ Change in the location of the activity, target area, beneficiaries, eligibility criteria, or general scope from that described in the AP.

#### IV. CITIZEN PARTICIPATION PROCESS – OPPORTUNITIES AND PARTICIPATION

**Citizen Participation.** Citizens and residents should be afforded the maximum feasible opportunity to: provide input on housing and community development needs; address issues/problems affecting low- and moderate- income persons; learn about various programs available and the expected amount of assistance provided/allowed by each opportunity; develop local project proposals; give input to project selections and funding distributions; and participate in the implementation of funded activities. The procedures in this Section are designed to encourage persons of low and moderate income, particularly those persons residing in slum and blighted and other City-targeted revitalization areas; minorities; non-English speaking persons; persons with disabilities; persons with HIV/AIDS and their families; and homeless persons to participate in the planning, implementation and assessment of the documents and reports described in this CPP. The City Manager or their designee may allow adjustments to the Public Participation process in conjunction with applicable waivers provided by HUD.

**Organizational Participation.** In developing and implementing the Con Plan and AFH, the City shall encourage participation of local and regional institutions and government agencies; public housing authorities, adjoining cities; Continuums of Care; and other organizations (including businesses, developers, nonprofit organizations, philanthropic organizations, and community-based and faith-based organizations). In conjunction with consultation with public housing authorities, the City shall further encourage the residents of public and assisted housing developments, including their resident advisory boards, councils or management corporations, to participate in the development and implementation of the Con Plan and AFH. In addition to conducting required public hearings and providing public comment periods, the City will encourage citizen and organizational participation by conducting surveys, community outreach meetings, forming focus groups and engaging in other outreach processes. The City Manager or their designee may allow adjustments to the Organizational Participation process in conjunction with applicable waivers provided by HUD.

#### V. CITIZEN PARTICIPATION PROCESS – PROCEDURES AND PROCESSES

**Public Hearings and Comment Periods.** Public hearings provide citizens, residents and organizations with opportunities to make oral and/or written comments on community needs and on the various planning documents described herein. Public hearings and other meetings shall be held at times and in locations convenient to potential and actual program beneficiaries. Providing time periods during which citizens, residents and other members of the public are given the opportunity to submit written and oral comments on draft documents published by the City (“Comment Period(s)”), further facilitates

community input and feedback. The requirements for publishing notices of public hearings and Comment Periods, as well as publication of draft documents, are detailed below and further explained in the *Summary Table*.

***Noticing Public Hearings.*** To ensure citizens, residents, and organizations are advised in advance of opportunities to attend and participate in public hearings, all public hearing notices shall adhere to the following unless otherwise waived by HUD and approved by the City Manager or their designee.

- ❖ Be published at least ten (10) days prior to the hearing date (unless the public hearing notice is combined with a thirty (30) day public comment notice, in which case notice will be published at least thirty (30) days prior to the close of the public comment period and the date of the public hearing as further described in ***Noticing Public Comment Periods***, below.
- ❖ Be published in one or more newspapers of general circulation (as legal notices and/or display ads)
- ❖ Be prepared in a language other than English when a significant number of non-English residents can reasonably be expected to participate
- ❖ Include the time, date and place of the hearing, a description of the subject/purpose of the hearing, and where associated documents (if applicable) are posted or may otherwise be obtained
- ❖ Include information on how to request special accommodations
- ❖ Be posted on the City's website (<https://www.victorvilleca.gov/government/legally-required-postings>) on or before the date of publication
- ❖ Be subject to the provision of additional forms of notice, including: posting and/or distributing notices at community locations such as the public library, hospitals, other public agency locations, specified locations at Victorville City Hall and in target neighborhoods; sending electronic mail to the EDDHD's list of interested persons; and creation and distribution of supplemental flyers and/or mailers

***Noticing Public Comment Periods.*** Comment Periods may be included in public hearing notices (provided the applicable advance comment period is accounted for). Comment Period notices shall adhere to the following unless otherwise waived by HUD and approved by the City Manager or their designee.

- ❖ Be published prior to the commencement date of the applicable Comment Period
- ❖ Be published, prepared and posted in the manner provided for ***Noticing Public Hearings***, above
- ❖ In cases where a public hearing is noticed in conjunction with a required Comment Period, provide for a Comment Period that ends prior to the date of the public hearing
- ❖ Include the time, date and place of any associated public hearing and how to request reasonable accommodations
- ❖ Include the beginning and ending dates of the Comment Period; how and where comments may be submitted; a brief description of the subject matter/purpose of the document or item on which comment is being sought; a summary of the item or content of the documents; how/where full copies of any document(s) may be obtained; and the date the City Council will consider the approval of the item or document(s)
- ❖ Be posted on the City's website, various locations in and around City Hall, and in such other places as specified in ***Noticing Public Hearings***, above

***Publication of Draft Planning Documents.*** Notices of public hearings and Comment Periods shall contain summaries of the contents of any draft documents being provided for public review and comment (e.g., the AFH, Con Plan, AP and Revisions or Substantial Amendments). All such draft documents will be made available to members of the public "published" by the City by providing copies on its website, at City Hall, and in such other places as shall be specified in each applicable public hearing or Comment Period notice. Such notices will also contain instructions on how the public may request such documents in alternative formats for persons with disabilities.

*Technical Assistance.* Development Department staff will meet with groups or individuals representative of persons of low- and moderate-income upon request to provide them with technical assistance in commenting on the AFH, identifying specific needs, and/or developing/preparing project proposal applications for programs covered by the Con Plan.

**Summary Table**  
**Publication of Notices of Public Hearings and Comment Periods**

<b>Document</b>	<b>Publication of Public Hearing (PH) and Comment Period (CP) Notices<sup>†</sup></b>	<b>Minimum Number of Public Hearings; Timing<sup>†</sup></b>	<b>Comment Period (CP)<sup>†</sup></b>
Con Plan /AP	<p>PH Notice - At least 10 days<sup>††</sup> prior to PH date</p> <p>CP Notice - At least 30 days prior to date set for close of CP and after draft(s) published. If combined with PH Notice, CP Notice publication must occur at least 30 days prior to both the close of the CP and the PH date.</p> <p>PH Notice - At least 10 days prior to PH date (if noticed separately after earlier publication of CP Notice)</p>	<p>First Hearing:</p> <p>Prior to drafting Con Plan/AP</p> <p>Second Hearing:</p> <p>After publication of Con Plan/AP draft and close of CP</p>	<p>N/A</p> <p>30 days</p>
Substantial Amendments to Con Plan / AP	<p>CP Notice - At least 30 days prior to date set for close of CP and after draft(s) published. If combined with PH Notice, CP Notice publication must occur at least 30 days prior to both the close of the CP and the PH date.</p> <p>PH Notice - At least 10 days prior to PH date (if noticed separately after earlier publication of CP Notice)</p>	<p>One Hearing:</p> <p>After publication of Substantial Amendments and close of CP</p>	30 days
AFH	<p>PH Notice - At least 10 days prior to PH date</p> <p>CP Notice - At least 30 days prior to date set for close of CP and after draft(s) published. If combined with PH Notice, CP Notice publication must occur at least 30 days prior to both the close of the CP and the PH date.</p> <p>PH Notice - At least 10 days prior to PH date (if noticed separately after earlier publication of CP Notice)</p>	<p>First Hearing:</p> <p>After publication of HUD-provided and other data</p> <p>Second Hearing:</p> <p>After publication of AFH draft and close of CP (may be combined with second Con Plan hearing after initial adoption of AFH)</p>	<p>N/A</p> <p>30 days</p>
AFH Revisions	<p>CP Notice - At least 30 days prior to date set for close of CP and after draft(s) published. If combined with PH Notice, CP Notice publication must occur at least 30 days prior to both the close of the CP and the PH date.</p> <p>PH Notice - At least 10 days prior to PH date (if noticed separately after earlier publication of CP Notice)</p>	<p>One Hearing:</p> <p>After publication of draft Revisions and close of CP</p>	30 days
CAPER	CP Notice - At least 15 days prior to CP close	Not required	15 days

<sup>†</sup> All required noticing requirements, mandatory public hearings, and comment periods can be adjusted in accordance with any waivers provided by HUD, as approved by the City Manager or their designee.

<sup>††</sup> All references days in this Summary table refer to calendar days

**Consideration of Public Comments/Views.** Prior to adopting the AFH, Con Plan, AP, CAPER and/or Revisions or Substantial Amendments, the City will consider any comments/view received from citizens and residents (individuals or groups representing their interests) in writing during Comment Periods, or orally during public hearing(s). Such comments/views shall be summarized and attached to the final versions of the AFH, Con Plan, AP, any Revisions or Substantial Amendments, and the CAPER as applicable.

**Questions and Complaints.** Development Department staff will answer all questions received from residents or their representative groups in the manner in which the questions were posed (e.g., verbal responses to verbal requests, written responses to written requests). Written complaints and grievances received from residents or their representative groups relating to the Con Plan, AP, CAPER, AFH, and/or any Substantial Amendments or Revisions, shall be substantively responded to by Development Department staff within fifteen (15) working days of receipt, where practicable.

**Access to / Availability of Records.** The City will provide residents of the community, public agencies and other interested parties with reasonable and timely access to the AFH, Con Plan, AP, CAPER, CPP, all Substantial Amendments or Revisions, and information/records related to these documents (including the use of assistance under the CDBG and HOME programs for the preceding five (5) years) by:

- ❖ Maintaining copies at City Hall for public inspection and making a reasonable number of copies (paper or electronic) of the AFH, Con Plan and CPP available to residents and other groups that request them free of charge
- ❖ Making copies of other documents and records available in accordance with the California Public Records Act (direct costs of duplication may apply)
- ❖ Posting these documents and related information on the City's website
- ❖ Maintaining copies of the final versions of the AFH, Con Plan, AP, CAPER and CPP on the City's website, at City Hall and at the City's Public Library
- ❖ Providing such documents and records in an accessible format for persons with disabilities, upon forty-eight (48) hours' advance request

**Americans with Disabilities Act (ADA); Accessibility.** In compliance with the ADA, if special assistance to participate in public hearings and/or community or consultation meetings is needed, individuals should contact Development Department staff forty-eight (48) hours prior to the meeting or public hearing to ensure that the City will be able to make reasonable arrangements. Examples of assistance provided may include the following:

- ❖ Auxiliary aids and services to communicate with people who have communication disabilities, such as providing a qualified reader; providing information on large print; or providing an audio recording of printed information for individuals who are blind, have vision loss, or are deaf-blind. A "qualified" reader means someone who is able to read effectively, accurately, and impartially, using any necessary specialized vocabulary;
- ❖ For people who are deaf, have hearing loss, or are deaf-blind, the City may provide a qualified notetaker; a qualified sign language interpreter; written materials; or a printed script of a stock speech (such as given on a museum or historic house tour). A "qualified" interpreter means someone who is able to interpret effectively, accurately, and impartially, both receptively (*i.e.*, understanding what the person with the disability is saying) and expressively (*i.e.*, having the skill needed to convey information back to that person) using any necessary specialized vocabulary.

In addition, persons with disabilities may bring a "companion" to assist them. The term "companion" includes any family member, friend, or associate of a person who is an appropriate person with whom the City should communicate. Public hearings and other meetings shall be held in areas that are handicap accessible and other accommodations shall be made upon request as noted above.

**HUD Waivers.** Should HUD temporarily suspend/adjust/waive any of the required noticing, comment or participation processes discussed herein regarding the development, review, or amendment of applicable assessments/plans, the City Manager or their designee may approve the application of any such waiver based upon a unique circumstance such as natural disaster, national emergency, state emergency, local emergency, major disaster declaration, etc. that necessitates the use of the waiver provided.

***Review, Amendment and Availability of Citizen Participation Plan (CPP).*** Prior to its adoption by the City Council, this CCP was made available for public review and comment and at least one public hearing was held. Future Substantial Amendments to the CPP will utilize the public hearing and Comment Period associated with the adoption of Substantial Amendments to the Con Plan.

Amended: May 5, 2020 (Amendments Underlined)

## Community & Regionally Based Organizations

CHC California Housing Consortium

National Crime Prevention Council

National Coalition for the Homeless

Shelter Network

Latin-American Association

NAACP National Association for the Advancement of Colored People- California Branch

NARF Native American Rights Fund

NOMAR National Organization for Mexican-American Rights

Big Brothers Big Sisters

California Coalition for Youth

California Youth Advocacy Network

Americans United for Life

California Public Health Association – North

Department of Employment & Human Services

Department of Behavioral Health – San Bernardino County Homeless Partnership

High Desert Homeless Services, Inc.

Victor Valley Domestic Violence, Inc.

Moses House Ministries

Legal Aid Society of San Bernardino

San Bernardino Sexual Assault Services

Victor Valley Community Services Council

# **ATTACHMENT 2**

## **PROOF OF PUBLICATION**





**Order Confirmation**  
Not an Invoice

Account Number:	792795
Customer Name:	City Of Victorville
Customer Address:	City Of Victorville Po Box 5001 Victorville CA 92393-4999
Contact Name:	Celeste Calderon
Contact Phone:	
Contact Email:	cmcalderon@victorvilleca.gov
PO Number:	

Date:	09/05/2024
Order Number:	10551999
Prepayment Amount:	\$ 0.00

Column Count:	2.0000
Line Count:	53.0000
Height in Inches:	0.0000

**Print**

Product	#Insertions	Start - End	Category
VCT Victorville Daily Press	1	09/11/2024 - 09/11/2024	Govt Public Notices
VCT vvdailypress.com	1	09/11/2024 - 09/11/2024	Govt Public Notices

As an incentive for customers, we provide a discount off the total order cost equal to the 3.99% service fee if you pay with Cash/Check/ACH. Pay by Cash/Check/ACH and save!

Total Cash Order Confirmation Amount Due	\$430.82
Tax Amount	\$0.00
Service Fee 3.99%	\$17.19
Cash/Check/ACH Discount	-\$17.19
Payment Amount by Cash/Check/ACH	\$430.82
Payment Amount by Credit Card	\$448.01

<b>Order Confirmation Amount</b>	<b>\$430.82</b>
----------------------------------	-----------------

## Ad Preview

**CITY OF VICTORVILLE  
NOTICE OF 15-DAY PUBLIC REVIEW AND COMMENT  
PERIOD OF THE  
CONSOLIDATED ANNUAL PERFORMANCE  
AND EVALUATION REPORT (CAPER) FOR  
FISCAL YEAR 2023-2024**

**NOTICE IS HEREBY GIVEN** that the City of Victorville has completed a draft performance report for the Community Development Block Grant (CDBG) and HOME Investment Partnerships Act (HOME) Programs for Fiscal Year 2023-2024. The draft Consolidated Annual Performance and Evaluation Report (CAPER) is available for public review and comment prior to its submittal to the U.S. Department of Housing and Urban Development (HUD).

The CAPER is an annual report that assesses the City of Victorville's progress toward meeting its goals and high priority needs for the CDBG and HOME Program funds. The CAPER details activities that received funding and accomplishments achieved in the reporting period starting July 1, 2023 to June 30, 2024 for community development, social services and housing activities funded.

The activities undertaken by the City under the CDBG Program are consistent with HUD's three national objectives to provide decent housing, create a suitable living environment, and expand economic opportunities. The HOME Program activities undertaken provide decent affordable housing to lower-income households, expand the capacity of nonprofit housing providers, strengthen the ability of State and local governments to provide housing and leverage private-sector participation.

**NOTICE IS HEREBY FURTHER GIVEN** that the draft CAPER will be available for public review and comments for a 15-day period, beginning Monday, September 9, 2024 and concluding Monday, September 23, 2024. All persons interested in this matter, or subjects related thereto, may obtain copies of the draft CAPER at the Planning Department of the City of Victorville (during normal business hours) or on our website at:

<https://www.victorvilleca.gov/government/city-departments/development/planning/housing-programs-425>. Copies of the draft CAPER may also be requested by phone or e-mail. Comments or requests for additional information should be directed to the City of Victorville, Attn: Lilianna Collins, 14343 Civic Drive, Victorville, CA 92392, telephone (760) 243-6312, fax (760) 269-0044 or e-mail [planning@victorvilleca.gov](mailto:planning@victorvilleca.gov) on or prior to September 23, 2024.

Published: September 11, 2024



10551999



**Order Confirmation**  
**Not an Invoice**

<b>Account Number:</b>	792795
<b>Customer Name:</b>	City Of Victorville
<b>Customer Address:</b>	City Of Victorville Po Box 5001 Victorville CA 92393-4999
<b>Contact Name:</b>	Celeste Calderon
<b>Contact Phone:</b>	
<b>Contact Email:</b>	cmcalderon@victorvilleca.gov
<b>PO Number:</b>	

<b>Date:</b>	09/05/2024
<b>Order Number:</b>	10552047
<b>Prepayment Amount:</b>	\$ 0.00

<b>Column Count:</b>	2.0000
<b>Line Count:</b>	59.0000
<b>Height in Inches:</b>	0.0000

**Print**

Product	#Insertions	Start - End	Category
VCT Victorville Daily Press	1	09/11/2024 - 09/11/2024	Govt Bids & Proposals
VCT vvdailypress.com	1	09/11/2024 - 09/11/2024	Govt Bids & Proposals

As an incentive for customers, we provide a discount off the total order cost equal to the 3.99% service fee if you pay with Cash/Check/ACH. Pay by Cash/Check/ACH and save!

Total Cash Order Confirmation Amount Due	\$478.46
Tax Amount	\$0.00
Service Fee 3.99%	\$19.09
Cash/Check/ACH Discount	-\$19.09
Payment Amount by Cash/Check/ACH	\$478.46
Payment Amount by Credit Card	\$497.55

<b>Order Confirmation Amount</b>	<b>\$478.46</b>
----------------------------------	-----------------

## Ad Preview

**CITY OF VICTORVILLE  
AVISO DE REVISIÓN PÚBLICA DE 15 DÍAS Y PERIODO  
DE COMENTARIOS DEL  
INFORME DE EVALUACIÓN Y DESEMPEÑO ANUAL  
CONSOLIDADO (CAPER) PARA  
AÑO FISCAL 2023-2024**

**POR LA PRESENTE SE DA AVISO** de que la Ciudad de Victorville ha completado un informe preliminar de desempeño para los Programas de Subvenciones en Bloque para el Desarrollo Comunitario (CDBG) y la Ley de Asociaciones de Inversión en el Hogar (HOME) para el año fiscal 2023-2024. El borrador del Informe de Evaluación y Desempeño Anual Consolidado (CAPER) está disponible para revisión y comentarios públicos antes de su envío al Departamento de Vivienda y Desarrollo Urbano de los EE. UU. (HUD).

El CAPER es un informe anual que evalúa el progreso de la ciudad de Victorville hacia el cumplimiento de sus metas y necesidades de alta prioridad para los fondos del programa CDBG y HOME. El CAPER detalla las actividades que recibieron financiamiento y los logros alcanzados en el periodo del informe a partir del 1 de julio de 2023 al 30 de junio de 2024 para el desarrollo comunitario, los servicios sociales y las actividades de vivienda financiadas.

Las actividades emprendidas por la Ciudad bajo el Programa CDBG son consistentes con los tres objetivos nacionales de HUD de proporcionar una vivienda digna, crear un entorno de vida adecuado y expandir las oportunidades económicas. Las actividades del Programa HOME realizadas brindan viviendas decentes y asequibles a hogares de bajos ingresos, amplían la capacidad de los proveedores de viviendas sin fines de lucro, fortalecen la capacidad de los gobiernos estatales y locales para proporcionar viviendas y aprovechar la participación del sector privado.

**POR LA PRESENTE SE ADMITE AVISO** de que el borrador de CAPER estará disponible para revisión y comentarios públicos por un periodo de 15 días, comenzando el lunes 9 de septiembre de 2024 y concluyendo el lunes 23 de septiembre de 2024. Todas las personas interesadas en este asunto o temas relacionados al mismo, puede obtener copias en el borrador del CAPER en el Departamento de Planificación de la Ciudad de Victorville (durante el horario laboral normal) o en nuestro sitio web en:

<https://www.victorvilleca.gov/government/city-departments/development/planning/programas-de-vivienda-425>.

También se pueden solicitar copias del CAPER por teléfono o correo electrónico.

Los comentarios o solicitudes de información adicional deben dirigirse a la Ciudad de Victorville, a la atención de: Liliana Collins, 14343 Civic Drive, Victorville, CA 92392, teléfono (760) 243-6312, fax (760) 269-0044 o correo electrónico [planning@victorvilleca.gov](mailto:planning@victorvilleca.gov) el 23 de septiembre de 2023 o antes.

Publicado: 11 de septiembre de 2024



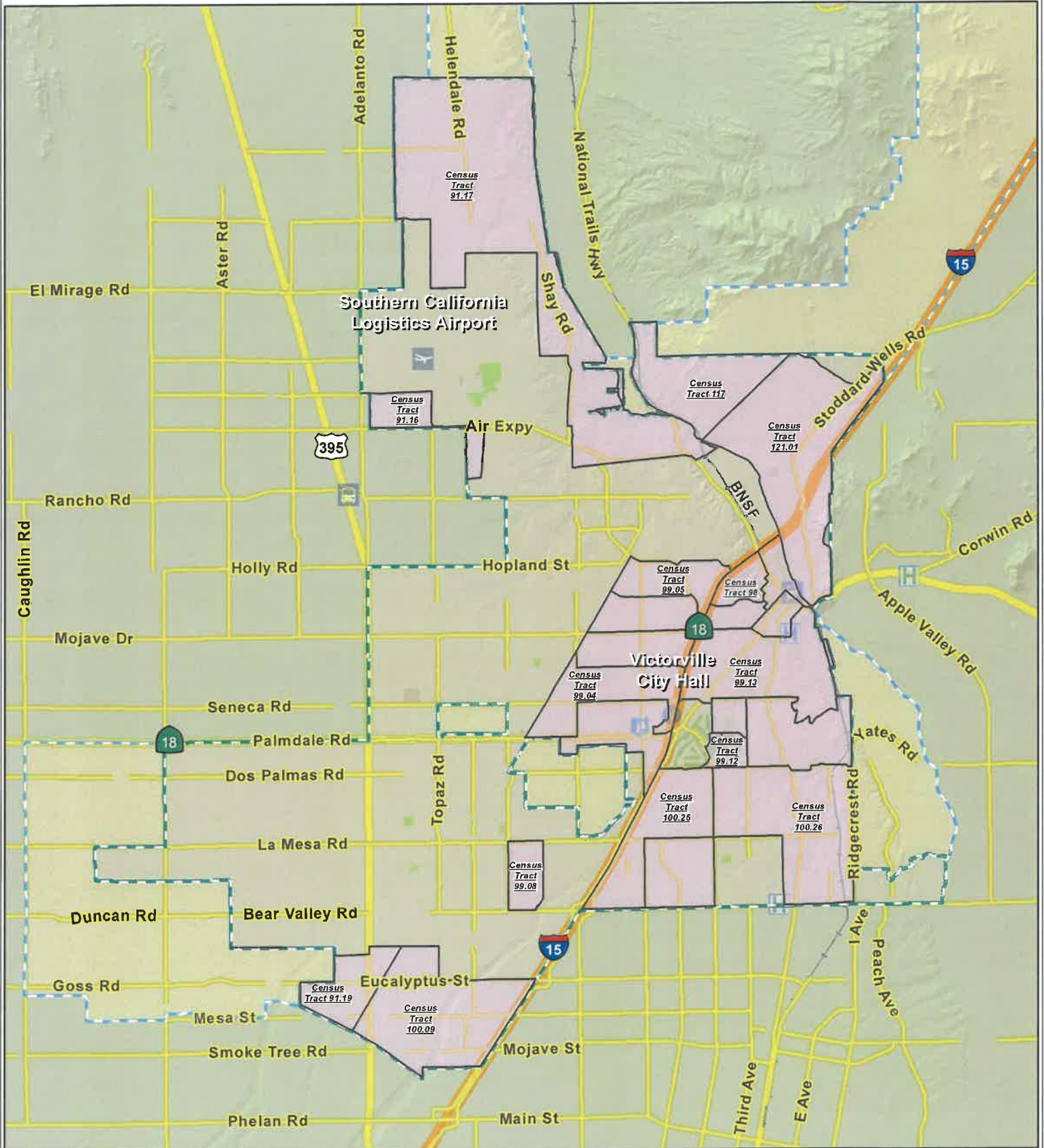
10552047

# **ATTACHMENT 3**

## **CDBG LOCAL TARGET AREA MAP**

# CDBG Area

## Victorville, CA










0 1.5 3 6 Miles



CDGB Area  
 City of Victorville  
 Coordinate System: State Plane NAD1983 CA Zone V  
 Printed: February 4, 2015  
 Contact: Matthew Pugh - Technology Div.



-  CDBG
-  City Boundary Line
-  Sphere of Influence Line
-  Major Street
-  Freeway
-  US Highway
-  Railroad

Disclaimer: This map is to be used for visual reference only. Sources are available upon request.

# **ATTACHMENT 4**

## **CDBG FINANCIAL SUMMARY REPORT (PR26)**





**PART I: SUMMARY OF CDBG RESOURCES**

01 UNEXPENDED CDBG FUNDS AT END OF PREVIOUS PROGRAM YEAR	2,233,499.48
02 ENTITLEMENT GRANT	1,381,396.00
03 SURPLUS URBAN RENEWAL	0.00
04 SECTION 108 GUARANTEED LOAN FUNDS	0.00
05 CURRENT YEAR PROGRAM INCOME	0.00
05a CURRENT YEAR SECTION 108 PROGRAM INCOME (FOR SI TYPE)	0.00
06 FUNDS RETURNED TO THE LINE-OF-CREDIT	0.00
06a FUNDS RETURNED TO THE LOCAL CDBG ACCOUNT	0.00
07 ADJUSTMENT TO COMPUTE TOTAL AVAILABLE	0.00
08 TOTAL AVAILABLE (SUM, LINES 01-07)	3,614,895.48

**PART II: SUMMARY OF CDBG EXPENDITURES**

09 DISBURSEMENTS OTHER THAN SECTION 108 REPAYMENTS AND PLANNING/ADMINISTRATION	685,693.98
10 ADJUSTMENT TO COMPUTE TOTAL AMOUNT SUBJECT TO LOW/MOD BENEFIT	0.00
11 AMOUNT SUBJECT TO LOW/MOD BENEFIT (LINE 09 + LINE 10)	685,693.98
12 DISBURSED IN IDIS FOR PLANNING/ADMINISTRATION	187,776.02
13 DISBURSED IN IDIS FOR SECTION 108 REPAYMENTS	0.00
14 ADJUSTMENT TO COMPUTE TOTAL EXPENDITURES	0.00
15 TOTAL EXPENDITURES (SUM, LINES 11-14)	873,470.00
16 UNEXPENDED BALANCE (LINE 08 - LINE 15)	2,741,425.48

**PART III: LOWMOD BENEFIT THIS REPORTING PERIOD**

17 EXPENDED FOR LOW/MOD HOUSING IN SPECIAL AREAS	0.00
18 EXPENDED FOR LOW/MOD MULTI-UNIT HOUSING	0.00
19 DISBURSED FOR OTHER LOW/MOD ACTIVITIES	682,518.15
20 ADJUSTMENT TO COMPUTE TOTAL LOW/MOD CREDIT	0.00
21 TOTAL LOW/MOD CREDIT (SUM, LINES 17-20)	682,518.15
22 PERCENT LOW/MOD CREDIT (LINE 21/LINE 11)	99.54%

**LOW/MOD BENEFIT FOR MULTI-YEAR CERTIFICATIONS**

23 PROGRAM YEARS(PY) COVERED IN CERTIFICATION	PY: PY: PY:
24 CUMULATIVE NET EXPENDITURES SUBJECT TO LOW/MOD BENEFIT CALCULATION	0.00
25 CUMULATIVE EXPENDITURES BENEFITING LOW/MOD PERSONS	0.00
26 PERCENT BENEFIT TO LOW/MOD PERSONS (LINE 25/LINE 24)	0.00%

**PART IV: PUBLIC SERVICE (PS) CAP CALCULATIONS**

27 DISBURSED IN IDIS FOR PUBLIC SERVICES	204,797.25
28 PS UNLIQUIDATED OBLIGATIONS AT END OF CURRENT PROGRAM YEAR	20,000.00
29 PS UNLIQUIDATED OBLIGATIONS AT END OF PREVIOUS PROGRAM YEAR	14,022.00
30 ADJUSTMENT TO COMPUTE TOTAL PS OBLIGATIONS	0.00
31 TOTAL PS OBLIGATIONS (LINE 27 + LINE 28 - LINE 29 + LINE 30)	210,775.25
32 ENTITLEMENT GRANT	1,381,396.00
33 PRIOR YEAR PROGRAM INCOME	0.00
34 ADJUSTMENT TO COMPUTE TOTAL SUBJECT TO PS CAP	25,186.00
35 TOTAL SUBJECT TO PS CAP (SUM, LINES 32-34)	1,406,582.00
36 PERCENT FUNDS OBLIGATED FOR PS ACTIVITIES (LINE 31/LINE 35)	14.98%

**PART V: PLANNING AND ADMINISTRATION (PA) CAP**

37 DISBURSED IN IDIS FOR PLANNING/ADMINISTRATION	187,776.02
38 PA UNLIQUIDATED OBLIGATIONS AT END OF CURRENT PROGRAM YEAR	137,684.09
39 PA UNLIQUIDATED OBLIGATIONS AT END OF PREVIOUS PROGRAM YEAR	49,181.11
40 ADJUSTMENT TO COMPUTE TOTAL PA OBLIGATIONS	0.00
41 TOTAL PA OBLIGATIONS (LINE 37 + LINE 38 - LINE 39 +LINE 40)	276,279.00
42 ENTITLEMENT GRANT	1,381,396.00
43 CURRENT YEAR PROGRAM INCOME	0.00
44 ADJUSTMENT TO COMPUTE TOTAL SUBJECT TO PA CAP	0.00
45 TOTAL SUBJECT TO PA CAP (SUM, LINES 42-44)	1,381,396.00
46 PERCENT FUNDS OBLIGATED FOR PA ACTIVITIES (LINE 41/LINE 45)	20.00%





**LINE 17 DETAIL: ACTIVITIES TO CONSIDER IN DETERMINING THE AMOUNT TO ENTER ON LINE 17**

No data returned for this view. This might be because the applied filter excludes all data.

**LINE 18 DETAIL: ACTIVITIES TO CONSIDER IN DETERMINING THE AMOUNT TO ENTER ON LINE 18**

No data returned for this view. This might be because the applied filter excludes all data.

**LINE 19 DETAIL: ACTIVITIES INCLUDED IN THE COMPUTATION OF LINE 19**

Plan Year	IDIS Project	IDIS Activity	Voucher Number	Activity Name	Matrix Code	National Objective	Drawn Amount
2023	22	682	6882386	Landscape Beautification Project	03N	LMA	\$391.12
2023	22	682	6930988	Landscape Beautification Project	03N	LMA	\$92,665.85
					<b>03N</b>	<b>Matrix Code</b>	<b>\$93,056.97</b>
2021	20	635	6882386	Demolition	04	LMH	\$19,769.65
2021	20	635	6893780	Demolition	04	LMH	\$3,497.88
2021	20	635	6903445	Demolition	04	LMH	\$2,733.12
2021	20	635	6930988	Demolition	04	LMH	\$3,489.65
					<b>04</b>	<b>Matrix Code</b>	<b>\$29,490.30</b>
2022	15	653	6882386	Senior and Disabled Home Repair	05A	LMC	\$5,342.18
					<b>05A</b>	<b>Matrix Code</b>	<b>\$5,342.18</b>
2023	2	663	6893780	Operation School Bell	05D	LMC	\$12,346.00
2023	4	665	6882386	Fam Spot	05D	LMC	\$10,445.32
2023	4	665	6930988	Fam Spot	05D	LMC	\$4,554.68
					<b>05D</b>	<b>Matrix Code</b>	<b>\$27,346.00</b>
2023	10	671	6882386	Victims of Violence Program	05G	LMC	\$15,000.00
2023	12	672	6882386	A Better Way	05G	LMC	\$10,000.00
2023	12	672	6893780	A Better Way	05G	LMC	\$5,000.00
2023	12	672	6930988	A Better Way	05G	LMC	\$5,000.00
					<b>05G</b>	<b>Matrix Code</b>	<b>\$35,000.00</b>
2023	8	669	6882386	Fair Housing Program Services	05J	LMC	\$10,859.19
2023	8	669	6893780	Fair Housing Program Services	05J	LMC	\$7,119.76
2023	8	669	6930988	Fair Housing Program Services	05J	LMC	\$6,021.05
					<b>05J</b>	<b>Matrix Code</b>	<b>\$24,000.00</b>
2023	9	670	6882386	Resources and Referrals for Families	05L	LMC	\$3,580.00
2023	9	670	6893780	Resources and Referrals for Families	05L	LMC	\$3,580.00
					<b>05L</b>	<b>Matrix Code</b>	<b>\$7,160.00</b>
2022	2	640	6882386	Child Advocates of San Bernardino County	05N	LMC	\$10,000.00
					<b>05N</b>	<b>Matrix Code</b>	<b>\$10,000.00</b>
2023	5	666	6882386	Behavioral Health Care	05O	LMC	\$7,500.00
2023	5	666	6893780	Behavioral Health Care	05O	LMC	\$3,750.00
2023	5	666	6930988	Behavioral Health Care	05O	LMC	\$3,750.00
					<b>05O</b>	<b>Matrix Code</b>	<b>\$15,000.00</b>
2021	18	633	6882386	Abatement Program	05V	LMA	\$1,152.64
2021	18	633	6903445	Abatement Program	05V	LMA	\$2,088.66
2022	16	654	6882386	Abatement Program	05V	LMA	\$24,179.93
2022	16	654	6903445	Abatement Program	05V	LMA	\$7,956.15
2022	16	654	6930988	Abatement Program	05V	LMA	\$2,221.89
2023	13	673	6882386	Graffiti Abatement Program	05V	LMA	\$4,393.41
2023	13	673	6893780	Graffiti Abatement Program	05V	LMA	\$4,480.69
2023	13	673	6930988	Graffiti Abatement Program	05V	LMA	\$1,112.70
					<b>05V</b>	<b>Matrix Code</b>	<b>\$47,586.07</b>
2023	6	667	6893780	Food Collaborative	05W	LMC	\$11,400.00
2023	6	667	6930988	Food Collaborative	05W	LMC	\$8,600.00
2023	7	668	6893780	Senior and Veteran Program	05W	LMC	\$11,563.00
2023	7	668	6930988	Senior and Veteran Program	05W	LMC	\$1,800.00
					<b>05W</b>	<b>Matrix Code</b>	<b>\$33,363.00</b>
2020	36	582	6882386	Residential Rehabilitation Program	14A	LMH	\$19,208.96
2021	15	630	6882386	Senior and Disabled Home Repairs	14A	LMH	\$2,297.67
2021	21	636	6882386	Residential Rehabilitation Program	14A	LMH	\$2,027.79



Office of Community Planning and Development  
 U.S. Department of Housing and Urban Development  
 Integrated Disbursement and Information System  
 PR26 - CDBG Financial Summary Report  
 Program Year 2023  
 VICTORVILLE, CA

DATE: 10-12-24  
 TIME: 13:55  
 PAGE: 3

Plan Year	IDIS Project	IDIS Activity	Voucher Number	Activity Name	Matrix Code	National Objective	Drawn Amount	
2021	21	636	6893780	Residential Rehabilitation Program	14A	LMH	\$12,770.00	
2022	19	657	6882386	Residential Rehabilitation Program	14A	LMH	\$31,799.28	
2022	19	657	6893780	Residential Rehabilitation Program	14A	LMH	\$16,004.00	
2022	19	657	6903445	Residential Rehabilitation Program	14A	LMH	\$1,466.13	
2022	19	657	6930988	Residential Rehabilitation Program	14A	LMH	\$20,434.56	
							<b>14A Matrix Code</b>	<b>\$106,008.39</b>
2023	16	676	6882386	Facade Improvement Program	14E	LMA	\$6,204.23	
2023	16	676	6903445	Facade Improvement Program	14E	LMA	\$6,608.33	
2023	16	676	6930988	Facade Improvement Program	14E	LMA	\$550.00	
							<b>14E Matrix Code</b>	<b>\$13,362.56</b>
2022	17	655	6882386	Code Enforcement	15	LMA	\$1,027.61	
2023	18	678	6882386	Code Enforcement	15	LMA	\$141,214.29	
2023	18	678	6893780	Code Enforcement	15	LMA	\$19,111.51	
2023	18	678	6903445	Code Enforcement	15	LMA	\$27,331.91	
2023	18	678	6930988	Code Enforcement	15	LMA	\$47,117.36	
							<b>15 Matrix Code</b>	<b>\$235,802.68</b>
<b>Total</b>								<b>\$682,518.15</b>

**LINE 27 DETAIL: ACTIVITIES INCLUDED IN THE COMPUTATION OF LINE 27**

Plan Year	IDIS Project	IDIS Activity	Voucher Number	Activity to prevent, prepare for, and respond to Coronavirus	Activity Name	Grant Number	Fund Type	Matrix Code	National Objective	Drawn Amount
2022	15	653	6882386	No	Senior and Disabled Home Repair	B22MC060593	EN	05A	LMC	\$5,342.18
									<b>05A Matrix Code</b>	<b>\$5,342.18</b>
2023	2	663	6893780	No	Operation School Bell	B23MC060593	EN	05D	LMC	\$12,346.00
2023	4	665	6882386	No	Fam Spot	B23MC060593	EN	05D	LMC	\$10,445.32
2023	4	665	6930988	No	Fam Spot	B23MC060593	EN	05D	LMC	\$4,564.68
									<b>05D Matrix Code</b>	<b>\$27,346.00</b>
2023	10	671	6882386	No	Victims of Violence Program	B23MC060593	EN	05G	LMC	\$15,000.00
2023	12	672	6882386	No	A Better Way	B23MC060593	EN	05G	LMC	\$10,000.00
2023	12	672	6893780	No	A Better Way	B23MC060593	EN	05G	LMC	\$5,000.00
2023	12	672	6930988	No	A Better Way	B23MC060593	EN	05G	LMC	\$5,000.00
									<b>05G Matrix Code</b>	<b>\$35,000.00</b>
2023	8	669	6882386	No	Fair Housing Program Services	B23MC060593	EN	05J	LMC	\$10,859.19
2023	8	669	6893780	No	Fair Housing Program Services	B23MC060593	EN	05J	LMC	\$7,119.76
2023	8	669	6930988	No	Fair Housing Program Services	B23MC060593	EN	05J	LMC	\$6,021.05
									<b>05J Matrix Code</b>	<b>\$24,000.00</b>
2023	9	670	6882386	No	Resources and Referrals for Families	B23MC060593	EN	05L	LMC	\$3,580.00
2023	9	670	6893780	No	Resources and Referrals for Families	B23MC060593	EN	05L	LMC	\$3,580.00
									<b>05L Matrix Code</b>	<b>\$7,160.00</b>
2022	2	640	6882386	No	Child Advocates of San Bernardino County	B22MC060593	EN	05N	LMC	\$10,000.00
									<b>05N Matrix Code</b>	<b>\$10,000.00</b>
2023	5	666	6882386	No	Behavioral Health Care	B23MC060593	EN	05O	LMC	\$7,500.00
2023	5	666	6893780	No	Behavioral Health Care	B23MC060593	EN	05O	LMC	\$3,750.00
2023	5	666	6930988	No	Behavioral Health Care	B23MC060593	EN	05O	LMC	\$3,750.00
									<b>05O Matrix Code</b>	<b>\$15,000.00</b>
2021	18	633	6882386	No	Abatement Program	B21MC060593	EN	05V	LMA	\$1,152.64
2021	18	633	6903445	No	Abatement Program	B21MC060593	EN	05V	LMA	\$2,088.66
2022	16	654	6882386	No	Abatement Program	B22MC060593	EN	05V	LMA	\$24,179.93
2022	16	654	6903445	No	Abatement Program	B22MC060593	EN	05V	LMA	\$7,956.15
2022	16	654	6930988	No	Abatement Program	B22MC060593	EN	05V	LMA	\$2,221.89
2023	13	673	6882386	No	Graffiti Abatement Program	B23MC060593	EN	05V	LMA	\$4,393.41
2023	13	673	6893780	No	Graffiti Abatement Program	B23MC060593	EN	05V	LMA	\$4,480.69
2023	13	673	6930988	No	Graffiti Abatement Program	B23MC060593	EN	05V	LMA	\$1,112.70
									<b>05V Matrix Code</b>	<b>\$47,586.07</b>
2023	6	667	6893780	No	Food Collaborative	B23MC060593	EN	05W	LMC	\$11,400.00
2023	6	667	6930988	No	Food Collaborative	B23MC060593	EN	05W	LMC	\$8,600.00
2023	7	668	6893780	No	Senior and Veteran Program	B23MC060593	EN	05W	LMC	\$11,563.00
2023	7	668	6930988	No	Senior and Veteran Program	B23MC060593	EN	05W	LMC	\$1,800.00
									<b>05W Matrix Code</b>	<b>\$33,363.00</b>
<b>No Activity to prevent, prepare for, and respond to Coronavirus</b>										<b>\$204,797.25</b>
<b>Total</b>										<b>\$204,797.25</b>

**LINE 37 DETAIL: ACTIVITIES INCLUDED IN THE COMPUTATION OF LINE 37**



Office of Community Planning and Development  
U.S. Department of Housing and Urban Development  
Integrated Disbursement and Information System  
PR26 - CDBG Financial Summary Report  
Program Year 2023  
VICTORVILLE, CA

DATE: 09-12-24  
TIME: 13:55  
PAGE: 4

Plan Year	IDIS Project	IDIS Activity	Voucher Number	Activity Name	Matrix Code	National Objective	Drawn Amount
2022	20	658	6882386	Program Administration	21A		\$23,943.55
2022	20	658	6893780	Program Administration	21A		\$15,176.88
2022	20	658	6903445	Program Administration	21A		\$10,060.68
2023	23	683	6893780	CDBG Administration	21A		\$125,525.05
2023	23	683	6930988	CDBG Administration	21A		\$13,069.86
<b>Total</b>					<b>21A</b>	<b>Matrix Code</b>	<b>\$187,776.02</b>



**PART I: SUMMARY OF CDBG-CV RESOURCES**

01 CDBG-CV GRANT	1,527,782.00
02 FUNDS RETURNED TO THE LINE-OF-CREDIT	0.00
03 FUNDS RETURNED TO THE LOCAL CDBG ACCOUNT	0.00
04 TOTAL CDBG-CV FUNDS AWARDED	1,527,782.00

**PART II: SUMMARY OF CDBG-CV EXPENDITURES**

05 DISBURSEMENTS OTHER THAN SECTION 108 REPAYMENTS AND PLANNING/ADMINISTRATION	1,258,859.40
06 DISBURSED IN IDIS FOR PLANNING/ADMINISTRATION	86,434.01
07 DISBURSED IN IDIS FOR SECTION 108 REPAYMENTS	0.00
08 TOTAL EXPENDITURES (SUM, LINES 05 - 07)	1,345,293.41
09 UNEXPENDED BALANCE (LINE 04 - LINE8 )	182,488.59

**PART III: LOWMOD BENEFIT FOR THE CDBG-CV GRANT**

10 EXPENDED FOR LOW/MOD HOUSING IN SPECIAL AREAS	0.00
11 EXPENDED FOR LOW/MOD MULTI-UNIT HOUSING	0.00
12 DISBURSED FOR OTHER LOW/MOD ACTIVITIES	1,258,859.40
13 TOTAL LOW/MOD CREDIT (SUM, LINES 10 - 12)	1,258,859.40
14 AMOUNT SUBJECT TO LOW/MOD BENEFIT (LINE 05)	1,258,859.40
15 PERCENT LOW/MOD CREDIT (LINE 13/LINE 14)	100.00%

**PART IV: PUBLIC SERVICE (PS) CALCULATIONS**

16 DISBURSED IN IDIS FOR PUBLIC SERVICES	825,749.86
17 CDBG-CV GRANT	1,527,782.00
18 PERCENT OF FUNDS DISBURSED FOR PS ACTIVITIES (LINE 16/LINE 17)	54.05%

**PART V: PLANNING AND ADMINISTRATION (PA) CAP**

19 DISBURSED IN IDIS FOR PLANNING/ADMINISTRATION	86,434.01
20 CDBG-CV GRANT	1,527,782.00
21 PERCENT OF FUNDS DISBURSED FOR PA ACTIVITIES (LINE 19/LINE 20)	5.66%



**LINE 10 DETAIL: ACTIVITIES TO CONSIDER IN DETERMINING THE AMOUNT TO ENTER ON LINE 10**

No data returned for this view. This might be because the applied filter excludes all data.

**LINE 11 DETAIL: ACTIVITIES TO CONSIDER IN DETERMINING THE AMOUNT TO ENTER ON LINE 11**

No data returned for this view. This might be because the applied filter excludes all data.

**LINE 12 DETAIL: ACTIVITIES INCLUDED IN THE COMPUTATION OF LINE 12**

Plan Year	IDIS Project	IDIS Activity	Voucher Number	Activity Name	Matrix Code	National Objective	Drawn Amount
2019	30	585	6511764	Rental Assistance	05Q	LMC	\$9,000.00
	31	587	6511764	Operation School Bell	05L	LMC	\$8,000.00
	32	588	6511764	Outreach Program	05W	LMC	\$8,625.00
			6623956	Outreach Program	05W	LMC	\$1,375.00
	33	589	6511764	Rental Assistance	05Q	LMC	\$9,900.00
	34	590	6511764	Warehouse of Blessings	05W	LMC	\$6,921.69
			6538007	Warehouse of Blessings	05W	LMC	\$1,378.31
	35	591	6511764	High Desert Food Collaborative	05W	LMC	\$8,279.00
	36	593	6623956	Emergency Food Delivery Program	05W	LMC	\$10,000.00
	37	592	6511764	Food Distribution	05W	LMC	\$7,002.85
			6538007	Food Distribution	05W	LMC	\$2,997.15
	38	594	6511764	Samaritan's Helping Hand Food Pantry	05W	LMC	\$7,125.00
			6538007	Samaritan's Helping Hand Food Pantry	05W	LMC	\$2,875.00
	39	595	6511764	Samaritan's Helping Hand	05Q	LMC	\$8,843.71
			6538007	Samaritan's Helping Hand	05Q	LMC	\$156.29
	40	596	6511764	COVID-19 Prevention and Treatment of the Homeless Population	05M	LMC	\$9,059.06
			6538007	COVID-19 Prevention and Treatment of the Homeless Population	05M	LMC	\$940.94
	41	597	6511764	Food Delivery for Isolated Seniors and Disabled Residents	05W	LMC	\$9,000.00
	42	598	6511764	COVID-19 Mobile Response to the Homeless	05Z	LMC	\$10,000.00
	43	599	6538007	Reopening Victorville	18A	LMA	\$181,466.39
			6538101	Reopening Victorville	18A	LMA	\$196,140.58
			6623956	Reopening Victorville	18A	LMA	\$26,588.19
			6673785	Reopening Victorville	18A	LMA	\$26,774.20
			6815532	Reopening Victorville	18A	LMA	\$2,140.18
	47	586	6623956	Homeless Disaster Response Program	03T	LMC	\$29,499.19
			6638707	Homeless Disaster Response Program	03T	LMC	\$7,119.19
			6670250	Homeless Disaster Response Program	03T	LMC	\$12,810.87
			6745543	Homeless Disaster Response Program	03T	LMC	\$28,631.07
			6760364	Homeless Disaster Response Program	03T	LMC	\$46,207.47
			6810075	Homeless Disaster Response Program	03T	LMC	\$37,319.18
			6815532	Homeless Disaster Response Program	03T	LMC	\$519.03
	49	602	6623956	Outreach Program	05W	LMC	\$5,363.31
			6670250	Outreach Program	05W	LMC	\$4,636.69
	50	603	6623956	Emergency Assistance Program	05Q	LMC	\$10,389.70
			6670250	Emergency Assistance Program	05Q	LMC	\$7,561.74
			6745543	Emergency Assistance Program	05Q	LMC	\$15,932.56
	51	605	6623956	High Desert Food Collaborative	05W	LMC	\$38,422.05





Plan Year	IDIS Project	IDIS Activity	Voucher Number	Activity Name	Matrix Code	National Objective	Drawn Amount	
2019	51	605	6670250	High Desert Food Collaborative	05W	LMC	\$9,001.00	
			6745543	High Desert Food Collaborative	05W	LMC	\$2,576.95	
	52	606	6623956	Housing Assistance Program	05Q	LMC	\$2,610.85	
			6670250	Housing Assistance Program	05Q	LMC	\$8,142.83	
			6745543	Housing Assistance Program	05Q	LMC	\$17,532.00	
			6760364	Housing Assistance Program	05Q	LMC	\$14,370.00	
			6810075	Housing Assistance Program	05Q	LMC	\$57,344.32	
			6670250	Food and Disaster Relief for Disabled and Special Needs	05W	LMC	\$12,335.00	
	53	607	6670250	Food and Disaster Relief for Disabled and Special Needs	05W	LMC	\$12,335.00	
			6623956	Samaritan's Helping Hand Utility Assistance	05Q	LMC	\$23,371.22	
	55	609	6670250	Samaritan's Helping Hand Utility Assistance	05Q	LMC	\$23,371.22	
			6623956	COVID-19 Response to Hunger	05W	LMC	\$3,000.00	
			6638707	COVID-19 Response to Hunger	05W	LMC	\$4,772.66	
	57	612	6670250	COVID-19 Response to Hunger	05W	LMC	\$2,227.34	
			6623956	Homeless Disaster Response Program	03T	LMC	\$15,073.64	
			6638707	Homeless Disaster Response Program	03T	LMC	\$24,109.77	
	59	615	6670250	Homeless Disaster Response Program	03T	LMC	\$153,949.00	
			6745543	Homeless Disaster Response Program	03T	LMC	\$6,789.03	
			6760364	Homeless Disaster Response Program	03T	LMC	\$78.56	
			6623956	Community Clothing Closet and Food Connections	05W	LMC	\$8,139.28	
			6670250	Community Clothing Closet and Food Connections	05W	LMC	\$6,694.72	
	61	604	6623956	COVID-19 Prevention and Treatment of the Homeless Population	05M	LMC	\$10,000.00	
			6670250	COVID-19 Prevention and Treatment of the Homeless Population	05M	LMC	\$15,100.00	
	62	610	6623956	COVID-19 Prevention and Treatment of the Homeless Population	05M	LMC	\$15,100.00	
			6745543	Enhancing Medical and Behavioral Health Services to the Homeless Population Affected by COVID-19	05M	LMC	\$35,882.52	
			6760364	Enhancing Medical and Behavioral Health Services to the Homeless Population Affected by COVID-19	05M	LMC	\$35,882.52	
	63	617	6745543	Enhancing Medical and Behavioral Health Services to the Homeless Population Affected by COVID-19	05M	LMC	\$35,882.52	
			6810075	Enhancing Medical and Behavioral Health Services to the Homeless Population Affected by COVID-19	05M	LMC	\$9,017.48	
	65	660	6930994	A Meal a Day	03T	LMC	\$8,825.91	
	<b>Total</b>							<b>\$1,258,859.40</b>

**LINE 16 DETAIL: ACTIVITIES INCLUDED IN THE COMPUTATION OF LINE 16**

Plan Year	IDIS Project	IDIS Activity	Voucher Number	Activity Name	Matrix Code	National Objective	Drawn Amount
2019	30	585	6511764	Rental Assistance	05Q	LMC	\$9,000.00
			6511764	Operation School Bell	05L	LMC	\$8,000.00
	31	587	6511764	Operation School Bell	05L	LMC	\$8,000.00
			6511764	Outreach Program	05W	LMC	\$8,625.00
	32	588	6511764	Outreach Program	05W	LMC	\$8,625.00
			6623956	Outreach Program	05W	LMC	\$1,375.00
	33	589	6511764	Rental Assistance	05Q	LMC	\$9,900.00
			6511764	Warehouse of Blessings	05W	LMC	\$6,921.69
	34	590	6511764	Warehouse of Blessings	05W	LMC	\$6,921.69
			6538007	Warehouse of Blessings	05W	LMC	\$1,378.31
	35	591	6511764	High Desert Food Collaborative	05W	LMC	\$8,279.00
			6538007	Warehouse of Blessings	05W	LMC	\$1,378.31
	36	593	6623956	Emergency Food Delivery Program	05W	LMC	\$10,000.00
			6538007	Warehouse of Blessings	05W	LMC	\$2,997.15
	37	592	6511764	Food Distribution	05W	LMC	\$7,002.85
			6538007	Food Distribution	05W	LMC	\$2,997.15
	38	594	6511764	Samaritan's Helping Hand Food Pantry	05W	LMC	\$7,125.00
			6538007	Samaritan's Helping Hand Food Pantry	05W	LMC	\$2,875.00
	39	595	6511764	Samaritan's Helping Hand	05Q	LMC	\$8,843.71
			6538007	Samaritan's Helping Hand	05Q	LMC	\$156.29
	40	596	6511764	COVID-19 Prevention and Treatment of the Homeless Population	05M	LMC	\$9,059.06
			6538007	COVID-19 Prevention and Treatment of the Homeless Population	05M	LMC	\$940.94
	41	597	6511764	Food Delivery for Isolated Seniors and Disabled Residents	05W	LMC	\$9,000.00
			6538007	COVID-19 Prevention and Treatment of the Homeless Population	05M	LMC	\$940.94
	42	598	6511764	COVID-19 Mobile Response to the Homeless	05Z	LMC	\$10,000.00
			6623956	Homeless Disaster Response Program	03T	LMC	\$29,499.19
	47	586	6638707	Homeless Disaster Response Program	03T	LMC	\$7,119.19
			6670250	Homeless Disaster Response Program	03T	LMC	\$12,810.87
			6745543	Homeless Disaster Response Program	03T	LMC	\$28,631.07
			6760364	Homeless Disaster Response Program	03T	LMC	\$46,207.47
			6810075	Homeless Disaster Response Program	03T	LMC	\$37,319.18
			6815532	Homeless Disaster Response Program	03T	LMC	\$519.03
6623956			Homeless Disaster Response Program	03T	LMC	\$519.03	
6623956			Outreach Program	05W	LMC	\$5,363.31	



Office of Community Planning and Development  
 U.S. Department of Housing and Urban Development  
 Integrated Disbursement and Information System  
 PR26 - CDBG-CV Financial Summary Report  
 VICTORVILLE , CA

DATE: 09-12-24  
 TIME: 14:21  
 PAGE: 4

Plan Year	IDIS Project	IDIS Activity	Voucher Number	Activity Name	Matrix Code	National Objective	Drawn Amount	
2019	49	602	6670250	Outreach Program	05W	LMC	\$4,636.69	
			603	Emergency Assistance Program	05Q	LMC	\$10,389.70	
	51	605	6670250	Emergency Assistance Program	05Q	LMC	\$7,561.74	
			6745543	Emergency Assistance Program	05Q	LMC	\$15,932.56	
			6623956	High Desert Food Collaborative	05W	LMC	\$38,422.05	
			6670250	High Desert Food Collaborative	05W	LMC	\$9,001.00	
			6745543	High Desert Food Collaborative	05W	LMC	\$2,576.95	
	52	606	6623956	Housing Assistance Program	05Q	LMC	\$2,610.85	
			6670250	Housing Assistance Program	05Q	LMC	\$8,142.83	
			6745543	Housing Assistance Program	05Q	LMC	\$17,532.00	
			6760364	Housing Assistance Program	05Q	LMC	\$14,370.00	
			6810075	Housing Assistance Program	05Q	LMC	\$57,344.32	
	53	607	6670250	Food and Disaster Relief for Disabled and Special Needs	05W	LMC	\$12,335.00	
	55	609	6623956	Samaritan's Helping Hand Utility Assistance	05Q	LMC	\$23,371.22	
			6670250	Samaritan's Helping Hand Utility Assistance	05Q	LMC	\$8,914.73	
	57	612	6623956	COVID-19 Response to Hunger	05W	LMC	\$3,000.00	
			6638707	COVID-19 Response to Hunger	05W	LMC	\$4,772.66	
			6670250	COVID-19 Response to Hunger	05W	LMC	\$2,227.34	
	59	615	6623956	Homeless Disaster Response Program	03T	LMC	\$15,073.64	
			6638707	Homeless Disaster Response Program	03T	LMC	\$24,109.77	
			6670250	Homeless Disaster Response Program	03T	LMC	\$153,949.00	
			6745543	Homeless Disaster Response Program	03T	LMC	\$6,789.03	
			6760364	Homeless Disaster Response Program	03T	LMC	\$78.56	
	61	604	6623956	Community Clothing Closet and Food Connections	05W	LMC	\$8,139.28	
			6670250	Community Clothing Closet and Food Connections	05W	LMC	\$6,694.72	
	62	610	6623956	COVID-19 Prevention and Treatment of the Homeless Population	05M	LMC	\$10,000.00	
	63	617	6745543	Enhancing Medical and Behavioral Health Services to the Homeless Population Affected by COVID-19	05M	LMC	\$15,100.00	
			6760364	Enhancing Medical and Behavioral Health Services to the Homeless Population Affected by COVID-19	05M	LMC	\$35,882.52	
			6810075	Enhancing Medical and Behavioral Health Services to the Homeless Population Affected by COVID-19	05M	LMC	\$9,017.48	
	65	660	6930994	A Meal a Day	03T	LMC	\$8,825.91	
	<b>Total</b>							<b>\$825,749.86</b>

**LINE 19 DETAIL: ACTIVITIES INCLUDED IN THE COMPUTATION OF LINE 19**

Plan Year	IDIS Project	IDIS Activity	Voucher Number	Activity Name	Matrix Code	National Objective	Drawn Amount
2019	45	600	6538007	Program Administration	21A		\$67,657.79
			6810075	Program Administration	21A		\$48.35
	60	616	6815532	Administration	21A		\$2,079.02
			6930994	Administration	21A		\$16,648.85
<b>Total</b>							<b>\$86,434.01</b>

# **ATTACHMENT 5**

## **CDBG ACTIVITY SUMMARY REPORT (PR03)**





U.S. Department of Housing and Urban Development  
 Office of Community Planning and Development  
 Integrated Disbursement and Information System  
 CDBG Activity Summary Report (GPR) for Program Year 2023  
 VICTORVILLE

Date: 11-Sep-2024  
 Time: 20:00  
 Page: 1

**PGM Year:** 2020  
**Project:** 0036 - City of Victorville - Development Department  
**IDIS Activity:** 582 - Residential Rehabilitation Program  
**Status:** Completed 10/31/2023 12:00:00 AM  
**Location:** 15688 Tokay St Victorville, CA 92395-9674  
**Objective:** Provide decent affordable housing  
**Outcome:** Sustainability  
**Matrix Code:** Rehab; Single-Unit Residential (14A) **National Objective:** LMH

**Activity to prevent, prepare for, and respond to Coronavirus: No**

**Initial Funding Date:** 04/29/2021

**Description:**

This program provides Victorville low-income homeowners with a loan of up to \$15,000 to correct code violations and address health and safety issues.

**Financing**

	Fund Type	Grant Year	Grant	Funded Amount	Drawn In Program Year	Drawn Thru Program Year
CDBG	EN	2018	B18MC060593	\$103,018.55	\$0.00	\$103,018.55
		2020	B20MC060593	\$55,439.18	\$19,208.96	\$55,439.18
<b>Total</b>	<b>Total</b>			<b>\$158,457.73</b>	<b>\$19,208.96</b>	<b>\$158,457.73</b>

**Proposed Accomplishments**

Housing Units : 9

**Actual Accomplishments**

Number assisted:

	Owner		Renter		Total		Person	
	Total	Hispanic	Total	Hispanic	Total	Hispanic	Total	Hispanic
White:	5	5	0	0	5	5	0	0
Black/African American:	3	0	0	0	3	0	0	0
Asian:	0	0	0	0	0	0	0	0
American Indian/Alaskan Native:	0	0	0	0	0	0	0	0
Native Hawaiian/Other Pacific Islander:	0	0	0	0	0	0	0	0
American Indian/Alaskan Native & White:	0	0	0	0	0	0	0	0
Asian White:	0	0	0	0	0	0	0	0
Black/African American & White:	0	0	0	0	0	0	0	0
American Indian/Alaskan Native & Black/African American:	0	0	0	0	0	0	0	0
Other multi-racial:	0	0	0	0	0	0	0	0
Asian/Pacific Islander:	0	0	0	0	0	0	0	0
Hispanic:	0	0	0	0	0	0	0	0



U.S. Department of Housing and Urban Development  
 Office of Community Planning and Development  
 Integrated Disbursement and Information System  
 CDBG Activity Summary Report (GPR) for Program Year 2023  
 VICTORVILLE

Date: 11-Sep-2024  
 Time: 20:00  
 Page: 2

	8	5	0	0	0	5	8	0	0
<b>Total:</b>	8	5	0	0	0	5	8	0	0
Female-headed Households:	5	0	0	0	0	5	0	0	0
<i>Income Category:</i>	<b>Owner</b>	<b>Renter</b>	<b>Total</b>	<b>Person</b>					
Extremely Low	0	0	0	0					
Low Mod	6	0	6	0					
Moderate	2	0	2	0					
Non Low Moderate	0	0	0	0					
Total	8	0	8	0					
Percent Low/Mod	100.0%		100.0%						

**Annual Accomplishments**

Years	Accomplishment Narrative	# Benefiting
-------	--------------------------	--------------

2020	Due to the closure of City Hall for most of fiscal year 20-21 due to COVID-19, the program was placed on hold. Staff is working on qualifying residents to participate in the program.	
2021	One project was completed during FY 21-22. The homeowner's project consisted of a new roof and plumbing issues. The property was built in 1989.	
2022	Female Head of Household - 1 Eight household were assisted with their rehabilitation projects. Items rehabilitated or replaced were roofs, tub to shower conversions, septic tank root removal, window replacement, installation of handrails and guardrails, and grab bars.	
2023	The residential rehabilitation program was able to assist an additional two households during FY 22-23. Rehabilitation work completed included installing new windows, replaced entry door, plumbing issues corrected, and corrected electrical issues.	



U.S. Department of Housing and Urban Development  
 Office of Community Planning and Development  
 Integrated Disbursement and Information System  
 CDBG Activity Summary Report (GPR) for Program Year 2023  
 VICTORVILLE

Date: 11-Sep-2024  
 Time: 20:00  
 Page: 3

**PGM Year:** 2019  
**Project:** 0047 - Homeless Disaster Response  
**IDIS Activity:** 586 - Homeless Disaster Response Program  
**Status:** Completed 6/30/2023 12:00:00 AM  
**Location:** 14343 Civic Dr Victorville, CA 92392-2303  
**Objective:** Create suitable living environments  
**Outcome:** Availability/accessibility  
**Matrix Code:** Operating Costs of Homeless/AIDS Patients Programs (03T) **National Objective:** LMC

**Activity to prevent, prepare for, and respond to Coronavirus:** Yes

**Initial Funding Date:** 04/30/2021

**Description:**

Activities include but are not limited to:a.  
 Increase access to hygiene and sanitation services for those living in unsheltered areas to prevent the spread of the coronavirus;b.  
 Housing navigation and case management services to homeless persons or persons at imminent risk of homelessness from COVID-19 related job or income loss;c.  
 Purchase of specialty equipment, supplies, or materials necessary to deliver a public service to the homeless population during an infectious disease pandemic;d.  
 Retrofits or improvements to shelter facilities to expand habitable overflow spaces and enable greater distancing of clients housed in congregate settings;e.  
 Additions or expansions to shelter facilities.

**Financing**

	Fund Type	Grant Year	Grant	Funded Amount	Drawn In Program Year	Drawn Thru Program Year
CDBG	EN	2020	B20MW060593	\$162,106.00	\$519.03	\$162,106.00
<b>Total</b>	<b>Total</b>			<b>\$162,106.00</b>	<b>\$519.03</b>	<b>\$162,106.00</b>

**Proposed Accomplishments**

People (General) : 100

**Actual Accomplishments**

Number assisted:

	Owner		Renter		Total		Person	
	Total	Hispanic	Total	Hispanic	Total	Hispanic	Total	Hispanic
White:	0	0	0	0	0	0	1,235	548
Black/African American:	0	0	0	0	0	0	937	214
Asian:	0	0	0	0	0	0	328	71
American Indian/Alaskan Native:	0	0	0	0	0	0	0	0
Native Hawaiian/Other Pacific Islander:	0	0	0	0	0	0	0	0
American Indian/Alaskan Native & White:	0	0	0	0	0	0	0	0
Asian White:	0	0	0	0	0	0	0	0
Black/African American & White:	0	0	0	0	0	0	0	0
American Indian/Alaskan Native & Black/African American:	0	0	0	0	0	0	0	0
Other multi-racial:	0	0	0	0	0	0	683	462



U.S. Department of Housing and Urban Development  
 Office of Community Planning and Development  
 Integrated Disbursement and Information System  
 CDBG Activity Summary Report (GPR) for Program Year 2023  
 VICTORVILLE

Date: 11-Sep-2024  
 Time: 20:00  
 Page: 4

Asian/Pacific Islander:	0	0	0	0	0	0	0	0	0
Hispanic:	0	0	0	0	0	0	0	0	0
<b>Total:</b>	<b>0</b>	<b>0</b>	<b>0</b>	<b>0</b>	<b>0</b>	<b>0</b>	<b>0</b>	<b>3,183</b>	<b>1,295</b>

Female-headed Households: 0

*Income Category:*

	Owner	Renter	Total	Person
Extremely Low	0	0	0	2,428
Low Mod	0	0	0	451
Moderate	0	0	0	304
Non Low Moderate	0	0	0	0
Total	0	0	0	3,183
Percent Low/Mod				100.0%

**Annual Accomplishments**

Years	Accomplishment Narrative	# Benefitting
-------	--------------------------	---------------

2020 The City was proactive in protecting its most vulnerable residents against COVID-19. The City rented three portable toilets and wash stations and placed them in areas that were heavily populated by homeless people. This gave the homeless a place to wash their hands. Various non-profits that happen to be funded with CDBG-CV funds for homeless outreach visited the sanitation stations and provided extra protection to the homeless such as disposable mask, hand sanitizer, hygiene kits, gloves and sanitizing wipes.

The City also worked with the local warming shelter that is usually open from November to March. With COVID-19 being so infectious during that time, the provider extended their operation until August. Since the extended operation was not budgeted in their budget, the city helped them out with the manager's salary. She was responsible for the intake of each client, taking temperatures every day, completing the daily COVID questionnaires, setting up isolation areas, sanitizing common areas.

The City also provided PPE for the warming shelter volunteers and hygiene kits for the clients.

The City continued to be proactive in protecting its most vulnerable residents against COVID-19. The City rented three portable toilets and wash stations and placed them in areas that were heavily populated by homeless people. This gave the homeless a place to use the restroom and wash their hands. Various non-profits that happen to be funded with CDBG-CV funds for homeless outreach visited the sanitation stations and provided extra protection to the homeless such as disposable mask, hand sanitizer, hygiene kits, gloves and sanitizing wipes.

The City continued to protect its most vulnerable residents from COVID-19. The County of San Bernardino set up a COVID-19 testing and vaccination site at two city facilities. Funds were used to support the facilities as well as the continued rental of wash stations and portable bathrooms for the homeless population to use.

2021

2022



U.S. Department of Housing and Urban Development  
 Office of Community Planning and Development  
 Integrated Disbursement and Information System  
 CDBG Activity Summary Report (GPR) for Program Year 2023  
 VICTORVILLE

Date: 11-Sep-2024  
 Time: 20:00  
 Page: 5

**PGM Year:** 2019  
**Project:** 0043 - CV - Business Outreach Program  
**IDIS Activity:** 599 - Reopening Victorville  
**Status:** Completed 6/30/2022 12:00:00 AM  
**Location:** 14343 Civic Dr Victorville, CA 92392-2303  
**Objective:** Create economic opportunities  
**Outcome:** Sustainability  
**Matrix Code:** ED Direct Financial Assistance to For-Profits (18A) **National Objective:** LMA

**Activity to prevent, prepare for, and respond to Coronavirus:** Yes

**Initial Funding Date:** 06/24/2021

**Description:**

The Reopening Victorville Small Business Assistance Grant Program was created to minimize and avoid job loss caused by business closures by providing short-term working capital assistance to small businesses to enable retention of jobs held by low and moderate-income persons.

It is a one-time grant program, where eligible businesses can receive up to \$15,000, as a reimbursement to retain jobs, continue quality services, spur economic growth in the community and provide medical, food delivery, cleaning and other services to support the stay at home order, and prevent the spread of infectious disease, such as COVID-19.

**Financing**

	Fund Type	Grant Year	Grant	Funded Amount	Drawn In Program Year	Drawn Thru Program Year
CDBG	EN	2020	B20MWW060593	\$433,109.54	\$2,140.18	\$433,109.54
<b>Total</b>	<b>Total</b>			<b>\$433,109.54</b>	<b>\$2,140.18</b>	<b>\$433,109.54</b>

**Proposed Accomplishments**

Businesses : 15

Total Population in Service Area: 52,650

Census Tract Percent Low / Mod: 59.66

**Annual Accomplishments**

Years	Accomplishment Narrative	# Benefiting
-------	--------------------------	--------------

2020 Reopening Victorville was offered to businesses within the CDBG target area to help micro enterprises and small business affected by COVID-19 with a grant in the amount of up to \$15,000. The program assisted 15 businesses during FY 20-21. The businesses suffered loss of income due to state mandated closures. The request for assistance was for delinquent rent and utilities, in preparation of reopening, working capital to purchase PPE for employees, dividers, hand sanitizer stations.

2021 Reopening Victorville was offered to businesses within the CDBG target area to help micro enterprises and small business affected by COVID-19 with a grant in the amount of up to \$15,000. The program assisted 14 businesses during FY 21-22. The businesses suffered loss of income due to state mandated closures. The request for assistance was for delinquent rent and utilities, in preparation of reopening, working capital to purchase PPE for employees, dividers, hand sanitizer stations.

2022 The activity was reopened due to a delay in payment to one of the businesses that was assisted through the grant.



U.S. Department of Housing and Urban Development  
 Office of Community Planning and Development  
 Integrated Disbursement and Information System  
 CDBG Activity Summary Report (GPR) for Program Year 2023  
 VICTORVILLE

Date: 11-Sep-2024  
 Time: 20:00  
 Page: 6

**PGM Year:** 2019  
**Project:** 0045 - CV - Administration  
**IDIS Activity:** 600 - Program Administration  
**Status:** Open  
**Location:** ,  
**Objective:**  
**Outcome:**  
**Matrix Code:** General Program Administration (21A) **National Objective:**

**Activity to prevent, prepare for, and respond to Coronavirus:** Yes

**Initial Funding Date:** 06/24/2021

**Description:**

Administration of city administered programs and non-profit subrecipients.

**Financing**

	Fund Type	Grant Year	Grant	Funded Amount	Drawn In Program Year	Drawn Thru Program Year
CDBG	EN	2020	B20MWW060593	\$81,052.00	\$0.00	\$67,706.14
<b>Total</b>	<b>Total</b>			<b>\$81,052.00</b>	<b>\$0.00</b>	<b>\$67,706.14</b>

**Proposed Accomplishments**

**Actual Accomplishments**

Number assisted:

	Owner		Renter		Total		Person	
	Total	Hispanic	Total	Hispanic	Total	Hispanic	Total	Hispanic
White:	0	0	0	0	0	0	0	0
Black/African American:	0	0	0	0	0	0	0	0
Asian:	0	0	0	0	0	0	0	0
American Indian/Alaskan Native:	0	0	0	0	0	0	0	0
Native Hawaiian/Other Pacific Islander:	0	0	0	0	0	0	0	0
American Indian/Alaskan Native & White:	0	0	0	0	0	0	0	0
Asian White:	0	0	0	0	0	0	0	0
Black/African American & White:	0	0	0	0	0	0	0	0
American Indian/Alaskan Native & Black/African American:	0	0	0	0	0	0	0	0
Other multi-racial:	0	0	0	0	0	0	0	0
Asian/Pacific Islander:	0	0	0	0	0	0	0	0
Hispanic:	0	0	0	0	0	0	0	0
<b>Total:</b>	<b>0</b>	<b>0</b>	<b>0</b>	<b>0</b>	<b>0</b>	<b>0</b>	<b>0</b>	<b>0</b>

Female-headed Households:

0



U.S. Department of Housing and Urban Development  
 Office of Community Planning and Development  
 Integrated Disbursement and Information System  
 CDBG Activity Summary Report (GPR) for Program Year 2023  
 VICTORVILLE

Date: 11-Sep-2024  
 Time: 20:00  
 Page: 7

*Income Category:*

	Owner	Renter	Total	Person
Extremely Low			0	
Low Mod			0	
Moderate			0	
Non Low Moderate			0	
Total	0	0	0	0
Percent Low/Mod				

**Annual Accomplishments**

No data returned for this view. This might be because the applied filter excludes all data.





U.S. Department of Housing and Urban Development  
 Office of Community Planning and Development  
 Integrated Disbursement and Information System  
 CDBG Activity Summary Report (GPR) for Program Year 2023  
 VICTORVILLE

Date: 11-Sep-2024  
 Time: 20:00  
 Page: 8

**PGM Year:** 2019  
**Project:** 0060 - CV3 Administration  
**IDIS Activity:** 616 - Administration  
**Status:** Open  
**Location:** ,  
**Objective:**  
**Outcome:**  
**Matrix Code:** General Program Administration (21A) **National Objective:**

**Activity to prevent, prepare for, and respond to Coronavirus:** Yes

**Initial Funding Date:** 04/15/2022

**Description:**

Program administration of CDBG-CV3 activities.

**Financing**

	Fund Type	Grant Year	Grant	Funded Amount	Drawn In Program Year	Drawn Thru Program Year
CDBG	EN	2020	B20MWW060593	\$71,725.00	\$18,727.87	\$18,727.87
<b>Total</b>	<b>Total</b>			<b>\$71,725.00</b>	<b>\$18,727.87</b>	<b>\$18,727.87</b>

**Proposed Accomplishments**

**Actual Accomplishments**

**Number assisted:**

	Owner		Renter		Total		Person	
	Total	Hispanic	Total	Hispanic	Total	Hispanic	Total	Hispanic
White:	0	0	0	0	0	0	0	0
Black/African American:	0	0	0	0	0	0	0	0
Asian:	0	0	0	0	0	0	0	0
American Indian/Alaskan Native:	0	0	0	0	0	0	0	0
Native Hawaiian/Other Pacific Islander:	0	0	0	0	0	0	0	0
American Indian/Alaskan Native & White:	0	0	0	0	0	0	0	0
Asian White:	0	0	0	0	0	0	0	0
Black/African American & White:	0	0	0	0	0	0	0	0
American Indian/Alaskan Native & Black/African American:	0	0	0	0	0	0	0	0
Other multi-racial:	0	0	0	0	0	0	0	0
Asian/Pacific Islander:	0	0	0	0	0	0	0	0
Hispanic:	0	0	0	0	0	0	0	0
<b>Total:</b>	<b>0</b>	<b>0</b>	<b>0</b>	<b>0</b>	<b>0</b>	<b>0</b>	<b>0</b>	<b>0</b>

Female-headed Households:

0





U.S. Department of Housing and Urban Development  
 Office of Community Planning and Development  
 Integrated Disbursement and Information System  
 CDBG Activity Summary Report (GPR) for Program Year 2023  
 VICTORVILLE

Date: 11-Sep-2024  
 Time: 20:00  
 Page: 9

Income Category:	Owner	Renter	Total	Person
Extremely Low	0	0	0	0
Low Mod	0	0	0	0
Moderate	0	0	0	0
Non Low Moderate	0	0	0	0
Total	0	0	0	0
Percent Low/Mod				

**Annual Accomplishments**

No data returned for this view. This might be because the applied filter excludes all data.



U.S. Department of Housing and Urban Development  
 Office of Community Planning and Development  
 Integrated Disbursement and Information System  
 CDBG Activity Summary Report (GPR) for Program Year 2023  
 VICTORVILLE

Date: 11-Sep-2024  
 Time: 20:00  
 Page: 10

**PGM Year:** 2019  
**Project:** 0063 - Symba Center  
**IDIS Activity:** 617 - Enhancing Medical and Behavioral Health Services to the Homeless Population Affected by COVID-19  
**Status:** Completed 6/30/2023 12:00:00 AM  
**Location:** 20601 US Highway 18 Apple Valley, CA 92307-3567  
**Objective:** Create suitable living environments  
**Outcome:** Availability/accessibility  
**Matrix Code:** Health Services (05M) **National Objective:** LMC

**Activity to prevent, prepare for, and respond to Coronavirus: Yes**

**Initial Funding Date:** 04/15/2022

**Description:**

Provide COVID-19 services such as testing, medical services, and expand behavioral health services at three local homeless shelters.  
**Financing**

	Fund Type	Grant Year	Grant	Funded Amount	Drawn in Program Year	Drawn Thru Program Year
CDBG	EN	2020	B20MWW060593	\$60,000.00	\$9,017.48	\$60,000.00
<b>Total</b>				<b>\$60,000.00</b>	<b>\$9,017.48</b>	<b>\$60,000.00</b>

**Proposed Accomplishments**

People (General) : 6,000

**Actual Accomplishments**

Number assisted:

	Owner		Renter		Total		Person	
	Total	Hispanic	Total	Hispanic	Total	Hispanic	Total	Hispanic
White:	0	0	0	0	0	0	1,620	873
Black/African American:	0	0	0	0	0	0	229	0
Asian:	0	0	0	0	0	0	12	0
American Indian/Alaskan Native:	0	0	0	0	0	0	0	0
Native Hawaiian/Other Pacific Islander:	0	0	0	0	0	0	13	0
American Indian/Alaskan Native & White:	0	0	0	0	0	0	0	0
Asian White:	0	0	0	0	0	0	0	0
Black/African American & White:	0	0	0	0	0	0	0	0
American Indian/Alaskan Native & Black/African American:	0	0	0	0	0	0	0	0
Other multi-racial:	0	0	0	0	0	0	0	0
Asian/Pacific Islander:	0	0	0	0	0	0	0	0
Hispanic:	0	0	0	0	0	0	0	0
<b>Total:</b>	<b>0</b>	<b>0</b>	<b>0</b>	<b>0</b>	<b>0</b>	<b>0</b>	<b>1,874</b>	<b>873</b>



U.S. Department of Housing and Urban Development  
 Office of Community Planning and Development  
 Integrated Disbursement and Information System  
 CDBG Activity Summary Report (GPR) for Program Year 2023  
 VICTORVILLE

Date: 11-Sep-2024  
 Time: 20:00  
 Page: 11

Female-headed Households: 0 0 0

Income Category:	Owner	Renter	Total	Person
Extremely Low	0	0	0	1,874
Low Mod	0	0	0	0
Moderate	0	0	0	0
Non Low Moderate	0	0	0	0
Total	0	0	0	1,874
Percent Low/Mod				100.0%

**Annual Accomplishments**

Years	Accomplishment Narrative	# Benefiting
-------	--------------------------	--------------

2021	Contract date to start July 1, 2022. No accomplishments to report for FY 21-22.	
2022	Primary care services were provided to residents of the local homeless shelters. Services included COVID prevention measures, appointments, medication prescriptions, and laboratory testing. COVID-19 and Monkeypox policies and protocols are still being followed which include COVID-19 testing, COVID-19 treatment, intake and quarantine of homeless individuals, and sanitation standards. Policies follow the CDC standards for COVID-19 and Monkeypox prevention in the homeless population.	



U.S. Department of Housing and Urban Development  
 Office of Community Planning and Development  
 Integrated Disbursement and Information System  
 CDBG Activity Summary Report (GPR) for Program Year 2023  
 VICTORVILLE

Date: 11-Sep-2024  
 Time: 20:00  
 Page: 12

**PGM Year:** 2021  
**Project:** 0015 - Victor Valley Community Services Council  
**IDIS Activity:** 630 - Senior and Disabled Home Repairs  
**Status:** Completed 1/31/2024 12:00:00 AM  
**Location:** 13852 Tam O Shanter Dr Victorville, CA 92395-4935  
**Objective:** Provide decent affordable housing  
**Outcome:** Sustainability  
**Matrix Code:** Rehab; Single-Unit Residential (14A) **National Objective:** LMH

**Activity to prevent, prepare for, and respond to Coronavirus: No**

**Initial Funding Date:** 04/19/2022

**Description:**

Senior and Disabled Home Repair - Performs repairs for health and welfare issues.

**Financing**

	Fund Type	Grant Year	Grant	Funded Amount	Drawn In Program Year	Drawn Thru Program Year
CDBG	EN	2021	B21MC060593	\$20,000.00	\$2,297.67	\$20,000.00
<b>Total</b>				<b>\$20,000.00</b>	<b>\$2,297.67</b>	<b>\$20,000.00</b>

**Proposed Accomplishments**

Housing Units : 40

**Actual Accomplishments**

Number assisted:

	Owner		Renter		Total		Person	
	Total	Hispanic	Total	Hispanic	Total	Hispanic	Total	Hispanic
White:	16	7	0	0	16	7	0	0
Black/African American:	13	1	0	0	13	1	0	0
Asian:	2	0	0	0	2	0	0	0
American Indian/Alaskan Native:	0	0	0	0	0	0	0	0
Native Hawaiian/Other Pacific Islander:	0	0	0	0	0	0	0	0
American Indian/Alaskan Native & White:	2	1	0	0	2	1	0	0
Asian White:	1	0	0	0	1	0	0	0
Black/African American & White:	0	0	0	0	0	0	0	0
American Indian/Alaskan Native & Black/African American:	0	0	0	0	0	0	0	0
Other multi-racial:	1	0	0	0	1	0	0	0
Asian/Pacific Islander:	0	0	0	0	0	0	0	0
Hispanic:	0	0	0	0	0	0	0	0
<b>Total:</b>	<b>35</b>	<b>9</b>	<b>0</b>	<b>0</b>	<b>35</b>	<b>9</b>	<b>0</b>	<b>0</b>



U.S. Department of Housing and Urban Development  
 Office of Community Planning and Development  
 Integrated Disbursement and Information System  
 CDBG Activity Summary Report (GPR) for Program Year 2023  
 VICTORVILLE

Date: 11-Sep-2024  
 Time: 20:00  
 Page: 13

Female-headed Households: 15 0 15

Income Category:	Owner	Renter	Total	Person
Extremely Low	21	0	21	0
Low Mod	4	0	4	0
Moderate	4	0	4	0
Non Low Moderate	0	0	0	0
Total	29	0	29	0
Percent Low/Mod	100.0%		100.0%	

**Annual Accomplishments**

Years	Accomplishment Narrative	# Benefiting
2021	Victor Valley Community Services Council assisted senior and disabled Victorville residents with minor home repairs such as water heater repairs, shower door repair, light switches, grab bars, and other health and safety issues.	
2022	Victor Valley Community Services Council assisted senior and disabled with minor health and safety issues such as grab bars, plumbing problems, heater repairs, and water heater replacements.	
2023	Victor Valley Community Services Council performed minor repairs for seniors and disabled Victorville residents such as a heater replacement, swamp cooler repairs during the summer months, garage door repairs, electrical repairs and grab bars.	



U.S. Department of Housing and Urban Development  
 Office of Community Planning and Development  
 Integrated Disbursement and Information System  
 CDBG Activity Summary Report (GPR) for Program Year 2023  
 VICTORVILLE

Date: 11-Sep-2024  
 Time: 20:00  
 Page: 14

**PGM Year:** 2021  
**Project:** 0018 - Abatement  
**IDIS Activity:** 633 - Abatement Program  
**Status:** Completed 4/25/2024 12:00:00 AM  
**Location:** 14343 Civic Dr Victorville, CA 92392-2303  
**Objective:** Create suitable living environments  
**Outcome:** Availability/accessibility  
**Matrix Code:** Neighborhood Cleanups (05V) **National Objective:** LMA

**Activity to prevent, prepare for, and respond to Coronavirus:** No

**Initial Funding Date:** 04/19/2022

**Description:**

Abatement of illegal dumping, secure vacant and open structures, temporary fencing and other conditions.

**Financing**

	Fund Type	Grant Year	Grant	Funded Amount	Drawn In Program Year	Drawn Thru Program Year
CDBG	EN	2020	B20MCO60593	\$39,961.95	\$0.00	\$39,961.95
		2021	B21MCO60593	\$10,038.05	\$3,241.30	\$10,038.05
<b>Total</b>	<b>Total</b>			<b>\$50,000.00</b>	<b>\$3,241.30</b>	<b>\$50,000.00</b>

**Proposed Accomplishments**

People (General) : 100

Total Population in Service Area: 64,250

Census Tract Percent Low / Mod: 64.96

**Annual Accomplishments**

Years	Accomplishment Narrative	# Benefiting
-------	--------------------------	--------------

2021	Staff utilized to the abatement grant for abatement actions such as boarding up vacant properties to prevent unlawful entry and to cleanup areas of blight within the CDBG target area. Staff also utilized the abatement grant to purchase office and board up supplies required to open cases, issue notices and/or citations to complete the abatement process.	
------	--	--

Staff will continue to secure abatement warrants to address unsecure vacant properties and properties in need of cleanup or clean up. Four properties were boarded up. Six properties were cleaned up after the owners failed to comply.

2022	Staff continued to utilize the abatement grant for abatement actions such as boarding up vacant properties to prevent unlawful entry and to cleanup areas of blight within the CDBG target area. Staff also utilized the abatement grant to purchase board up supplies for building in Old Town Victorville. This was to detour further break-ins from homeless individuals.	
------	--	--

The balance of the grant was used to secure a house that was severely damaged by a fire. Crews boarded up the house and installed a temporary fence to keep people out.

2023		
------	--	--



U.S. Department of Housing and Urban Development  
 Office of Community Planning and Development  
 Integrated Disbursement and Information System  
 CDBG Activity Summary Report (GPR) for Program Year 2023  
 VICTORVILLE

Date: 11-Sep-2024  
 Time: 20:00  
 Page: 15

**PGM Year:** 2021  
**Project:** 0020 - Demolition  
**IDIS Activity:** 635 - Demolition  
**Status:** Open  
**Location:** 14343 Civic Dr Victorville, CA 92392-2303  
**Objective:** Create suitable living environments  
**Outcome:** Availability/accessibility  
**Matrix Code:** Clearance and Demolition (04) **National Objective:** LMH

**Activity to prevent, prepare for, and respond to Coronavirus:** No

**Initial Funding Date:** 04/19/2022

**Description:**

Provides removal of dangerous structures and hazardous conditions along with abating illegally dumped trash and securing vacant structures.

**Financing**

	Fund Type	Grant Year	Grant	Funded Amount	Drawn In Program Year	Drawn Thru Program Year
CDBG	EN	2021	B21MC060593	\$125,000.00	\$29,490.30	\$99,940.44
<b>Total</b>	<b>Total</b>			<b>\$125,000.00</b>	<b>\$29,490.30</b>	<b>\$99,940.44</b>

**Proposed Accomplishments**

Housing Units : 5

**Actual Accomplishments**

Number assisted:

	Owner		Renter		Total		Person	
	Total	Hispanic	Total	Hispanic	Total	Hispanic	Total	Hispanic
White:	2	1	0	0	2	1	0	0
Black/African American:	1	0	0	0	1	0	0	0
Asian:	0	0	0	0	0	0	0	0
American Indian/Alaskan Native:	0	0	0	0	0	0	0	0
Native Hawaiian/Other Pacific Islander:	0	0	0	0	0	0	0	0
American Indian/Alaskan Native & White:	0	0	0	0	0	0	0	0
Asian White:	0	0	0	0	0	0	0	0
Black/African American & White:	0	0	0	0	0	0	0	0
American Indian/Alaskan Native & Black/African American:	0	0	0	0	0	0	0	0
Other multi-racial:	0	0	0	0	0	0	0	0
Asian/Pacific Islander:	0	0	0	0	0	0	0	0
Hispanic:	0	0	0	0	0	0	0	0
<b>Total:</b>	<b>3</b>	<b>1</b>	<b>0</b>	<b>0</b>	<b>3</b>	<b>1</b>	<b>0</b>	<b>0</b>



Female-headed Households: 1 0 1

Income Category:	Owner	Renter	Total	Person
Extremely Low	3	0	3	0
Low Mod	0	0	0	0
Moderate	0	0	0	0
Non Low Moderate	0	0	0	0
Total	3	0	3	0
Percent Low/Mod	100.0%		100.0%	

**Annual Accomplishments**

Years	Accomplishment Narrative	# Benefiting
-------	--------------------------	--------------

2022 Funds were used for the asbestos abatement and demolition of three structures that were posing health and safety issues. A complete scope of work was provided to the contractors in the bid package. Thirteen contractors attended the job walk and three submitted complete proposals.





U.S. Department of Housing and Urban Development  
 Office of Community Planning and Development  
 Integrated Disbursement and Information System  
 CDBG Activity Summary Report (GPR) for Program Year 2023  
 VICTORVILLE

Date: 11-Sep-2024  
 Time: 20:00  
 Page: 17

**PGM Year:** 2021  
**Project:** 0021 - Residential Rehabilitation Program  
**IDIS Activity:** 636 - Residential Rehabilitation Program  
**Status:** Completed 4/1/2024 12:00:00 AM  
**Location:** 16255 Midway St Victorville, CA 92395-4111  
**Objective:** Create suitable living environments  
**Outcome:** Availability/accessibility  
**Matrix Code:** Rehab; Single-Unit Residential (14A) **National Objective:** LMH

**Activity to prevent, prepare for, and respond to Coronavirus:** No

**Initial Funding Date:** 04/19/2022

**Description:**

Provides to income qualified residents a loan up to \$15,000 to correct code violations and address health and safety issues. Additionally, any Rehabilitation Curb Appeal Program (RCAP), Rehabilitation Code Compliance Program (RCCP), Residential Rehabilitation Program (RRP) repayments made during the program year will be reallocated to this project, if available.

**Financing**

Fund Type	Grant Year	Grant	Funded Amount	Drawn In Program Year	Drawn Thru Program Year
CDBG EN	2021	B21MC060593	\$109,612.02	\$14,797.79	\$109,612.02
<b>Total</b>			<b>\$109,612.02</b>	<b>\$14,797.79</b>	<b>\$109,612.02</b>

**Proposed Accomplishments**

Housing Units : 4

**Actual Accomplishments**

Number assisted:

	Owner		Renter		Total		Person	
	Total	Hispanic	Total	Hispanic	Total	Hispanic	Total	Hispanic
White:	3	2	0	0	3	2	0	0
Black/African American:	1	0	0	0	1	0	0	0
Asian:	0	0	0	0	0	0	0	0
American Indian/Alaskan Native:	0	0	0	0	0	0	0	0
Native Hawaiian/Other Pacific Islander:	0	0	0	0	0	0	0	0
American Indian/Alaskan Native & White:	0	0	0	0	0	0	0	0
Asian White:	0	0	0	0	0	0	0	0
Black/African American & White:	0	0	0	0	0	0	0	0
American Indian/Alaskan Native & Black/African American:	0	0	0	0	0	0	0	0
Other multi-racial:	2	2	0	0	2	2	0	0
Asian/Pacific Islander:	0	0	0	0	0	0	0	0
Hispanic:	0	0	0	0	0	0	0	0



U.S. Department of Housing and Urban Development  
 Office of Community Planning and Development  
 Integrated Disbursement and Information System  
 CDBG Activity Summary Report (GPR) for Program Year 2023  
 VICTORVILLE

Date: 11-Sep-2024  
 Time: 20:00  
 Page: 18

<b>Total:</b>	6	4	0	0	0	4	0	0
Female-headed Households:	0	0	0	0	0	0	0	0

Income Category:	Owner	Renter	Total	Person
Extremely Low	1	0	1	0
Low Mod	4	0	4	0
Moderate	2	0	2	0
Non Low Moderate	0	0	0	0
Total	7	0	7	0
Percent Low/Mod	100.0%		100.0%	

Annual Accomplishments	Years	Accomplishment Narrative	# Benefiting
------------------------	-------	--------------------------	--------------

2021	No accomplishments to report. Due to the delay caused by COVID-19 and in person restrictions, staff is working on completing projects form 20-21 funding.	
2022	The Residential Rehabilitation Program resumed completing projects after being on hold due to the pandemic. Six projects were completed for FY 22. Rehabilitation included new roofs, new energy efficient windows, new front doors and installation of drought tolerant landscaping.	
2023	The Residential Rehabilitation Program assisted an additional three households with repairs to their homes. Repairs included plumbing repairs, electrical repairs, new roofs and installation of drought tolerant landscape.	



U.S. Department of Housing and Urban Development  
 Office of Community Planning and Development  
 Integrated Disbursement and Information System  
 CDBG Activity Summary Report (GPR) for Program Year 2023  
 VICTORVILLE

Date: 11-Sep-2024  
 Time: 20:00  
 Page: 19

**PGM Year:** 2022  
**Project:** 0002 - Child Advocates of San Bernardino  
**IDIS Activity:** 640 - Child Advocates of San Bernardino County  
**Status:** Completed 2/28/2024 12:00:00 AM  
**Location:** 20601 US Highway 18 Apple Valley, CA 92307-3567  
**Objective:** Provide decent affordable housing  
**Outcome:** Affordability  
**Matrix Code:** Abused and Neglected Children (05N) **National Objective:** LMC

**Activity to prevent, prepare for, and respond to Coronavirus:** No

**Initial Funding Date:** 03/02/2023

**Description:**

Court Appointed Special Advocates (C.A.S.A.) are recruited, screened, and supervised volunteers that are assigned to foster youth to mentor and advocate for the youth, most of which are wards of the state.

**Financing**

	Fund Type	Grant Year	Grant	Funded Amount	Drawn In Program Year	Drawn Thru Program Year
CDBG	EN	2022	B22MC060593	\$10,000.00	\$10,000.00	\$10,000.00
<b>Total</b>				<b>\$10,000.00</b>	<b>\$10,000.00</b>	<b>\$10,000.00</b>

**Proposed Accomplishments**

People (General) : 28

**Actual Accomplishments**

Number assisted:

	Owner		Renter		Total		Person	
	Total	Hispanic	Total	Hispanic	Total	Hispanic	Total	Hispanic
White:	0	0	0	0	0	0	3	0
Black/African American:	0	0	0	0	0	0	5	0
Asian:	0	0	0	0	0	0	0	0
American Indian/Alaskan Native:	0	0	0	0	0	0	0	0
Native Hawaiian/Other Pacific Islander:	0	0	0	0	0	0	0	0
American Indian/Alaskan Native & White:	0	0	0	0	0	0	0	0
Asian White:	0	0	0	0	0	0	0	0
Black/African American & White:	0	0	0	0	0	0	0	0
American Indian/Alaskan Native & Black/African American:	0	0	0	0	0	0	1	0
Other multi-racial:	0	0	0	0	0	0	2	2
Asian/Pacific Islander:	0	0	0	0	0	0	0	0
Hispanic:	0	0	0	0	0	0	0	0



U.S. Department of Housing and Urban Development  
 Office of Community Planning and Development  
 Integrated Disbursement and Information System  
 CDBG Activity Summary Report (GPR) for Program Year 2023  
 VICTORVILLE

Date: 11-Sep-2024  
 Time: 20:00  
 Page: 20

	0	0	0	0	0	0	0	0	0	11	2
<b>Total:</b>											
Female-headed Households:											
<i>Income Category:</i>	<b>Owner</b>	<b>Renter</b>	<b>Total</b>	<b>Person</b>							
Extremely Low	0	0	0	11							
Low Mod	0	0	0	0							
Moderate	0	0	0	0							
Non Low Moderate	0	0	0	0							
Total	0	0	0	11							
Percent Low/Mod				100.0%							

**Annual Accomplishments**

Years	Accomplishment Narrative	# Benefiting
-------	--------------------------	--------------

2022 No accomplishments to report. The agency had a change in leadership at the beginning of the fiscal year and have not been able to complete reports. Additional technical support has been provided to the new executive director.

2023 With a greater focus on stability and education for newly appointed Victorville foster youth, CASA was able to uncover a broader range of basic needs that led to increasing graduation rates for those that were eligible and with additional time spent with each youth. Beyond the education achievements, youth also found themselves on track to be placed in a permanent setting and in some cases, reunited with family.

Female head of household - 7



**PGM Year:** 2022  
**Project:** 0013 - High Desert Homeless Services, Inc.  
**IDIS Activity:** 651 - Shelter fire suppression system  
**Status:** Canceled 2/29/2024 12:00:00 AM  
**Location:** 14049 Amargosa Rd Victorville, CA 92392-2493  
**Objective:** Create suitable living environments  
**Outcome:** Availability/accessibility  
**Matrix Code:** Homeless Facilities (not operating costs) (03C)  
**National Objective:** LMC

**Activity to prevent, prepare for, and respond to Coronavirus:** No

**Initial Funding Date:** 03/01/2023

**Description:**

Installation of fire sprinklers for the dorm building and the administration building. Due to the closure of the facility, this project is being cancelled.

**Financing**

No data returned for this view. This might be because the applied filter excludes all data.

**Proposed Accomplishments**

Public Facilities : 1

**Actual Accomplishments**

Number assisted:

	Owner		Renter		Total		Person	
	Total	Hispanic	Total	Hispanic	Total	Hispanic	Total	Hispanic
White:	0	0	0	0	0	0	0	0
Black/African American:	0	0	0	0	0	0	0	0
Asian:	0	0	0	0	0	0	0	0
American Indian/Alaskan Native:	0	0	0	0	0	0	0	0
Native Hawaiian/Other Pacific Islander:	0	0	0	0	0	0	0	0
American Indian/Alaskan Native & White:	0	0	0	0	0	0	0	0
Asian White:	0	0	0	0	0	0	0	0
Black/African American & White:	0	0	0	0	0	0	0	0
American Indian/Alaskan Native & Black/African American:	0	0	0	0	0	0	0	0
Other multi-racial:	0	0	0	0	0	0	0	0



U.S. Department of Housing and Urban Development  
 Office of Community Planning and Development  
 Integrated Disbursement and Information System  
 CDBG Activity Summary Report (GPR) for Program Year 2023  
 VICTORVILLE

Date: 11-Sep-2024  
 Time: 20:00  
 Page: 22

Asian/Pacific Islander: 0 0 0 0 0 0 0 0  
 Hispanic: 0 0 0 0 0 0 0 0  
**Total:** 0 0 0 0 0 0 0 0

Female-headed Households: 0

*Income Category:*

	Owner	Renter	Total	Person
Extremely Low	0	0	0	0
Low Mod	0	0	0	0
Moderate	0	0	0	0
Non Low Moderate	0	0	0	0
Total	0	0	0	0
Percent Low/Mod				

**Annual Accomplishments**

Years	Accomplishment Narrative	# Benefiting
-------	--------------------------	--------------

2022 No activity to report for this project. An engineer will need to be obtained to draw the plans for the installation of the fire sprinkler system for elevations.



**PGM Year:** 2022  
**Project:** 0014 - Route 66 Victor Valley Revitalization  
**IDIS Activity:** 652 - Route 66 Old Downtown Economic and Community Revitalization  
**Status:** Canceled 2/29/2024 12:00:00 AM  
**Location:** 15664 7th St Victorville, CA 92395-3204  
**Objective:** Provide decent affordable housing  
**Outcome:** Affordability  
**Matrix Code:** Micro-Enterprise Assistance (18C)  
**National Objective:** LMCMC

**Activity to prevent, prepare for, and respond to Coronavirus:** No

**Initial Funding Date:** 03/01/2023

**Description:**

Assistance to micro-enterprise business with training such as business management, finances, support when applying for SBA loans and grants. Facade improvement will also be offered. Due to unforeseen issues, the program was not able to be implemented. The executive director requested the project be cancelled.

**Financing**

No data returned for this view. This might be because the applied filter excludes all data.

**Proposed Accomplishments**

Businesses : 15

**Actual Accomplishments**

Number assisted:

	Owner		Renter		Total		Person	
	Total	Hispanic	Total	Hispanic	Total	Hispanic	Total	Hispanic
White:	0	0	0	0	0	0	0	0
Black/African American:	0	0	0	0	0	0	0	0
Asian:	0	0	0	0	0	0	0	0
American Indian/Alaskan Native:	0	0	0	0	0	0	0	0
Native Hawaiian/Other Pacific Islander:	0	0	0	0	0	0	0	0
American Indian/Alaskan Native & White:	0	0	0	0	0	0	0	0
Asian White:	0	0	0	0	0	0	0	0
Black/African American & White:	0	0	0	0	0	0	0	0



U.S. Department of Housing and Urban Development  
 Office of Community Planning and Development  
 Integrated Disbursement and Information System  
 CDBG Activity Summary Report (GPR) for Program Year 2023  
 VICTORVILLE

Date: 11-Sep-2024  
 Time: 20:00  
 Page: 24

American Indian/Alaskan Native & Black/African American:	0	0	0	0	0	0	0	0	0
Other multi-racial:	0	0	0	0	0	0	0	0	0
Asian/Pacific Islander:	0	0	0	0	0	0	0	0	0
Hispanic:	0	0	0	0	0	0	0	0	0
<b>Total:</b>	<b>0</b>	<b>0</b>	<b>0</b>	<b>0</b>	<b>0</b>	<b>0</b>	<b>0</b>	<b>0</b>	<b>0</b>
Female-headed Households:	0	0	0	0	0	0	0	0	0

*Income Category:*

	Owner	Renter	Total	Person
Extremely Low	0	0	0	0
Low Mod	0	0	0	0
Moderate	0	0	0	0
Non Low Moderate	0	0	0	0
Total	0	0	0	0
Percent Low/Mod				

**Annual Accomplishments**

Years	Accomplishment Narrative	# Benefiting
2022	No activity to report. Subrecipient developing a microenterprise program.	





U.S. Department of Housing and Urban Development  
 Office of Community Planning and Development  
 Integrated Disbursement and Information System  
 CDBG Activity Summary Report (GPR) for Program Year 2023  
 VICTORVILLE

Date: 11-Sep-2024  
 Time: 20:00  
 Page: 25

**PGM Year:** 2022  
**Project:** 0015 - Victor Valley Community Services Council  
**IDIS Activity:** 653 - Senior and Disabled Home Repair  
**Status:** Open  
**Location:** 16692 Mojave Dr Victorville, CA 92395-3863  
**Objective:** Create suitable living environments  
**Outcome:** Sustainability  
**Matrix Code:** Senior Services (05A) **National Objective:** LMC

**Activity to prevent, prepare for, and respond to Coronavirus:** No

**Initial Funding Date:** 03/01/2023

**Description:**

Perform repairs for health and welfare issues.  
 Visit also serves as a welfare check.

**Financing**

	Fund Type	Grant Year	Grant	Funded Amount	Drawn In Program Year	Drawn Thru Program Year
CDBG	EN	2022	B22MC060593	\$30,300.00	\$5,342.18	\$5,342.18
<b>Total</b>				<b>\$30,300.00</b>	<b>\$5,342.18</b>	<b>\$5,342.18</b>

**Proposed Accomplishments**

People (General) : 40

**Actual Accomplishments**

Number assisted:

	Owner		Renter		Total		Person	
	Total	Hispanic	Total	Hispanic	Total	Hispanic	Total	Hispanic
White:	0	0	0	0	0	0	61	19
Black/African American:	0	0	0	0	0	0	25	0
Asian:	0	0	0	0	0	0	5	0
American Indian/Alaskan Native:	0	0	0	0	0	0	2	1
Native Hawaiian/Other Pacific Islander:	0	0	0	0	0	0	0	0
American Indian/Alaskan Native & White:	0	0	0	0	0	0	0	0
Asian White:	0	0	0	0	0	0	0	0
Black/African American & White:	0	0	0	0	0	0	0	0
American Indian/Alaskan Native & Black/African American:	0	0	0	0	0	0	0	0
Other multi-racial:	0	0	0	0	0	0	7	2
Asian/Pacific Islander:	0	0	0	0	0	0	0	0
Hispanic:	0	0	0	0	0	0	0	0



U.S. Department of Housing and Urban Development  
 Office of Community Planning and Development  
 Integrated Disbursement and Information System  
 CDBG Activity Summary Report (GPR) for Program Year 2023  
 VICTORVILLE

Date: 11-Sep-2024  
 Time: 20:00  
 Page: 26

	0	0	0	0	0	0	0	0	0	100	22
<b>Total:</b>											
Female-headed Households:	0	0	0	0	0	0	0	0	0	100	22
Income Category:											
Extremely Low	0	0	0	0	0	0	0	0	0	0	0
Low Mod	0	0	0	0	0	0	0	0	0	0	0
Moderate	0	0	0	0	0	0	0	0	0	0	0
Non Low Moderate	0	0	0	0	0	0	0	0	0	0	0
Total	0	0	0	0	0	0	0	0	0	100	22
Percent Low/Mod											100.0%

**Annual Accomplishments**

Years	Accomplishment Narrative	# Benefiting
2022	No activity to report. Subrecipient is spending previous grant allocation to complete projects.	
2023	Victor Valley Community Services Council provided minor home repair services to Victorville senior and disabled residents. Repairs included toilet replacements, plumbing issues, heating and cooling repairs, electrical issues and handicap accessories such as grab bars and ramps.	



U.S. Department of Housing and Urban Development  
 Office of Community Planning and Development  
 Integrated Disbursement and Information System  
 CDBG Activity Summary Report (GPR) for Program Year 2023  
 VICTORVILLE

Date: 11-Sep-2024  
 Time: 20:00  
 Page: 27

**PGM Year:** 2022  
**Project:** 0016 - City of Victorville - Development Department - Code  
**IDIS Activity:** 654 - Abatement Program  
**Status:** Open  
**Location:** 14343 Civic Dr Victorville, CA 92392-2303  
**Objective:** Create suitable living environments  
**Outcome:** Sustainability  
**Matrix Code:** Neighborhood Cleanups (05V) **National Objective:** LMA

**Activity to prevent, prepare for, and respond to Coronavirus:** No

**Initial Funding Date:** 03/01/2023

**Description:**

The program abates illegal dumping, secures vacant and open structures, utilizes temporary fencing options and property clean-ups.

**Financing**

	Fund Type	Grant Year	Grant	Funded Amount	Drawn In Program Year	Drawn Thru Program Year
CDBG	EN	2022	B22MC060593	\$100,000.00	\$34,357.97	\$45,917.04
<b>Total</b>	<b>Total</b>			<b>\$100,000.00</b>	<b>\$34,357.97</b>	<b>\$45,917.04</b>

**Proposed Accomplishments**

People (General) : 40  
 Total Population in Service Area: 64,250  
 Census Tract Percent Low / Mod: 64.96

**Annual Accomplishments**

Years	Accomplishment Narrative	# Benefiting
-------	--------------------------	--------------

2022	Funds for the abatement program have been used to install temporary fencing in order to secure a property in Old Town Victorville that was burned and unsafe until demolition of the building could be completed.	
------	---	--



U.S. Department of Housing and Urban Development  
 Office of Community Planning and Development  
 Integrated Disbursement and Information System  
 CDBG Activity Summary Report (GPR) for Program Year 2023  
 VICTORVILLE

Date: 11-Sep-2024  
 Time: 20:00  
 Page: 28

**PGM Year:** 2022  
**Project:** 0017 - City of Victorville - Development Department - Code  
**IDIS Activity:** 655 - Code Enforcement  
**Status:** Completed 2/28/2024 12:00:00 AM  
**Location:** 14343 Civic Dr Victorville, CA 92392-2303  
**Objective:** Create suitable living environments  
**Outcome:** Sustainability  
**Matrix Code:** Code Enforcement (15)  
**National Objective:** LMA

**Activity to prevent, prepare for, and respond to Coronavirus:** No

**Initial Funding Date:** 03/01/2023

**Description:**

The program is designed to proactively implement municipal and state codes.  
**Financing**

	Fund Type	Grant Year	Grant	Funded Amount	Drawn In Program Year	Drawn Thru Program Year
CDBG	EN	2018	B18MC060593	\$98,969.00	\$0.00	\$98,969.00
		2019	B19MC060593	\$10,000.00	\$0.00	\$10,000.00
		2022	B22MC060593	\$123,031.00	\$1,027.61	\$123,031.00
<b>Total</b>	<b>Total</b>			<b>\$232,000.00</b>	<b>\$1,027.61</b>	<b>\$232,000.00</b>

**Proposed Accomplishments**

Housing Units : 400  
 Total Population in Service Area: 1,015  
 Census Tract Percent Low / Mod: 87.19

**Annual Accomplishments**

Years	Accomplishment Narrative	# Benefiting
2022	Code enforcement cases were open with 82% of the cases open in the CDBG target area. There was a 45% resolution rate of blighted properties.	
2023	The Code Enforcement Division helped to improve unpermitted and substandard conditions throughout the year by addressing blight and nuisance properties throughout the City. A total of 805 code enforcement cases were open within the CDBG target area, in which 347 of the cases were resolved and closed.	



U.S. Department of Housing and Urban Development  
 Office of Community Planning and Development  
 Integrated Disbursement and Information System  
 CDBG Activity Summary Report (GPR) for Program Year 2023  
 VICTORVILLE

Date: 11-Sep-2024  
 Time: 20:00  
 Page: 29

**PGM Year:** 2022  
**Project:** 0018 - City of Victorville - Development Department - Code  
**IDIS Activity:** 656 - Demolition  
**Status:** Open  
**Location:** 14343 Civic Dr Victorville, CA 92392-2303  
**Objective:** Create suitable living environments  
**Outcome:** Sustainability  
**Matrix Code:** Clearance and Demolition (04) **National Objective:** LMA

**Activity to prevent, prepare for, and respond to Coronavirus:** No

**Initial Funding Date:** 03/01/2023

**Description:**

Demolition of dangerous structures and hazardous conditions.

**Financing**

	Fund Type	Grant Year	Grant	Funded Amount	Drawn In Program Year	Drawn Thru Program Year
CDBG	EN	2018	B18MC060593	\$47,798.00	\$0.00	\$11,520.00
		2019	B19MC060593	\$112,892.43	\$0.00	\$0.00
<b>Total</b>	<b>Total</b>			<b>\$160,690.43</b>	<b>\$0.00</b>	<b>\$11,520.00</b>

**Proposed Accomplishments**

Housing Units : 6  
 Total Population in Service Area: 59,325  
 Census Tract Percent Low / Mod: 65.43

**Annual Accomplishments**

Years	Accomplishment Narrative	# Benefiting
2022	Three properties have been secured with temporary fencing until they can be demolished. The properties are beyond repair, two having been destroyed by fire. They pose a public safety hazard.	



U.S. Department of Housing and Urban Development  
 Office of Community Planning and Development  
 Integrated Disbursement and Information System  
 CDBG Activity Summary Report (GPR) for Program Year 2023  
 VICTORVILLE

Date: 11-Sep-2024  
 Time: 20:00  
 Page: 30

**PGM Year:** 2022  
**Project:** 0019 - City of Victorville - Development Department - Planning  
**IDIS Activity:** 657 - Residential Rehabilitation Program  
**Status:** Open  
**Location:** 15810 Arbolada Ln Victorville, CA 92394-1802  
**Objective:** Provide decent affordable housing  
**Outcome:** Sustainability  
**Matrix Code:** Rehab; Single-Unit Residential (14A) **National Objective:** LMH

**Activity to prevent, prepare for, and respond to Coronavirus: No**

**Initial Funding Date:** 03/01/2023

**Description:**

This program provides Victorville low-income homeowners with a loan of up to \$15,000 to correct code violations and address health and safety issues.

**Financing**

	Fund Type	Grant Year	Grant	Funded Amount	Drawn In Program Year	Drawn Thru Program Year
CDBG	EN	2022	B22MC060593	\$190,000.00	\$69,703.97	\$69,703.97
<b>Total</b>				<b>\$190,000.00</b>	<b>\$69,703.97</b>	<b>\$69,703.97</b>

**Proposed Accomplishments**

Housing Units : 12

**Actual Accomplishments**

Number assisted:

	Owner		Renter		Total		Person	
	Total	Hispanic	Total	Hispanic	Total	Hispanic	Total	Hispanic
White:	0	0	0	0	0	0	0	0
Black/African American:	5	0	0	0	5	0	0	0
Asian:	0	0	0	0	0	0	0	0
American Indian/Alaskan Native:	0	0	0	0	0	0	0	0
Native Hawaiian/Other Pacific Islander:	0	0	0	0	0	0	0	0
American Indian/Alaskan Native & White:	0	0	0	0	0	0	0	0
Asian White:	0	0	0	0	0	0	0	0
Black/African American & White:	0	0	0	0	0	0	0	0
American Indian/Alaskan Native & Black/African American:	0	0	0	0	0	0	0	0
Other multi-racial:	1	1	0	0	1	1	0	0
Asian/Pacific Islander:	0	0	0	0	0	0	0	0
Hispanic:	0	0	0	0	0	0	0	0
<b>Total:</b>	<b>6</b>	<b>1</b>	<b>0</b>	<b>0</b>	<b>6</b>	<b>1</b>	<b>0</b>	<b>0</b>



U.S. Department of Housing and Urban Development  
 Office of Community Planning and Development  
 Integrated Disbursement and Information System  
 CDBG Activity Summary Report (GPR) for Program Year 2023  
 VICTORVILLE

Date: 11-Sep-2024  
 Time: 20:00  
 Page: 31

Female-headed Households: 0 0 0 0

Income Category:	Owner	Renter	Total	Person
Extremely Low	0	0	0	0
Low Mod	5	0	5	0
Moderate	1	0	1	0
Non Low Moderate	0	0	0	0
Total	6	0	6	0
Percent Low/Mod	100.0%		100.0%	

**Annual Accomplishments**

Years	Accomplishment Narrative	# Benefiting
-------	--------------------------	--------------

2022	No activity to report. Funds from previous years are being used to complete projects.	
2023	The residential rehabilitation program was able to assist and complete six projects. Rehabilitation projects included roofs, ceiling replacement due to water damage, steel entry door, conversion of tub to shower, windows, and air conditioning unit replacement.	



U.S. Department of Housing and Urban Development  
 Office of Community Planning and Development  
 Integrated Disbursement and Information System  
 CDBG Activity Summary Report (GPR) for Program Year 2023  
 VICTORVILLE

Date: 11-Sep-2024  
 Time: 20:00  
 Page: 32

**PGM Year:** 2022  
**Project:** 0020 - Administration  
**IDIS Activity:** 658 - Program Administration  
**Status:** Completed 6/30/2024 12:00:00 AM  
**Location:** ,  
**Objective:**  
**Outcome:**  
**Matrix Code:** General Program Administration (21A) **National Objective:**

**Activity to prevent, prepare for, and respond to Coronavirus: No**

**Initial Funding Date:** 03/01/2023

**Description:**  
 Administration of CDBG funded projects and programs.  
 Offer technical assistance throughout the year.

**Financing**

	Fund Type	Grant Year	Grant	Funded Amount	Drawn In Program Year	Drawn Thru Program Year
CDBG	EN	2022	B22MC060593	\$271,794.00	\$49,181.11	\$271,794.00
<b>Total</b>	<b>Total</b>			<b>\$271,794.00</b>	<b>\$49,181.11</b>	<b>\$271,794.00</b>

**Proposed Accomplishments**

**Actual Accomplishments**

Number assisted:

	Owner		Renter		Total		Person	
	Total	Hispanic	Total	Hispanic	Total	Hispanic	Total	Hispanic
White:	0	0	0	0	0	0	0	0
Black/African American:	0	0	0	0	0	0	0	0
Asian:	0	0	0	0	0	0	0	0
American Indian/Alaskan Native:	0	0	0	0	0	0	0	0
Native Hawaiian/Other Pacific Islander:	0	0	0	0	0	0	0	0
American Indian/Alaskan Native & White:	0	0	0	0	0	0	0	0
Asian White:	0	0	0	0	0	0	0	0
Black/African American & White:	0	0	0	0	0	0	0	0
American Indian/Alaskan Native & Black/African American:	0	0	0	0	0	0	0	0
Other multi-racial:	0	0	0	0	0	0	0	0
Asian/Pacific Islander:	0	0	0	0	0	0	0	0
Hispanic:	0	0	0	0	0	0	0	0
<b>Total:</b>	<b>0</b>	<b>0</b>	<b>0</b>	<b>0</b>	<b>0</b>	<b>0</b>	<b>0</b>	<b>0</b>





U.S. Department of Housing and Urban Development  
 Office of Community Planning and Development  
 Integrated Disbursement and Information System  
 CDBG Activity Summary Report (GPR) for Program Year 2023  
 VICTORVILLE

Date: 11-Sep-2024  
 Time: 20:00  
 Page: 33

Female-headed Households: 0

*Income Category:*

	Owner	Renter	Total	Person
Extremely Low			0	
Low Mod			0	
Moderate			0	
Non Low Moderate			0	
Total	0	0	0	0
Percent Low/Mod				

**Annual Accomplishments**

No data returned for this view. This might be because the applied filter excludes all data.



U.S. Department of Housing and Urban Development  
 Office of Community Planning and Development  
 Integrated Disbursement and Information System  
 CDBG Activity Summary Report (GPR) for Program Year 2023  
 VICTORVILLE

Date: 11-Sep-2024  
 Time: 20:00  
 Page: 34

**PGM Year:** 2019  
**Project:** 0064 - High Desert Homeless Services  
**IDIS Activity:** 659 - Homeless Shelter and Shelter Related Services  
**Status:** Open  
**Location:** 14049 Amargosa Rd Victorville, CA 92392-2493  
**Objective:** Create suitable living environments  
**Outcome:** Availability/accessibility  
**Matrix Code:** Operating Costs of Homeless/AIDS Patients Programs (03T) **National Objective:** LMC

**Activity to prevent, prepare for, and respond to Coronavirus:** Yes

**Initial Funding Date:** 05/02/2023

**Description:**

High Desert Homeless Services (HDHS) will provide continuous shelter and supportive services to homeless individuals and families. HDHS provides a 24-hour residential shelter program. The facility can house up to 55 people for 90 days.

Clients receive on-going case management services with include employment and housing search and placement, medical and mental health services, life skill classes and a daycare program for parents seeking employment or housing. During the pandemic, many residents lost their housing due to job loss or illness. Residents are still struggling to find stable housing and are able to have a safe place to live temporarily at the High Desert Homeless Shelter.

**Financing**

	Fund Type	Grant Year	Grant	Funded Amount	Drawn in Program Year	Drawn Thru Program Year
CDBG	EN	2020	B20MW060593	\$40,000.00	\$0.00	\$0.00
<b>Total</b>				<b>\$40,000.00</b>	<b>\$0.00</b>	<b>\$0.00</b>

**Proposed Accomplishments**

People (General) : 150

**Actual Accomplishments**

Number assisted:

	Owner		Renter		Total		Person	
	Total	Hispanic	Total	Hispanic	Total	Hispanic	Total	Hispanic
White:	0	0	0	0	0	0	0	0
Black/African American:	0	0	0	0	0	0	0	0
Asian:	0	0	0	0	0	0	0	0
American Indian/Alaskan Native:	0	0	0	0	0	0	0	0
Native Hawaiian/Other Pacific Islander:	0	0	0	0	0	0	0	0
American Indian/Alaskan Native & White:	0	0	0	0	0	0	0	0
Asian White:	0	0	0	0	0	0	0	0
Black/African American & White:	0	0	0	0	0	0	0	0
American Indian/Alaskan Native & Black/African American:	0	0	0	0	0	0	0	0
Other multi-racial:	0	0	0	0	0	0	0	0



U.S. Department of Housing and Urban Development  
 Office of Community Planning and Development  
 Integrated Disbursement and Information System  
 CDBG Activity Summary Report (GPR) for Program Year 2023  
 VICTORVILLE

Date: 11-Sep-2024  
 Time: 20:00  
 Page: 35

Asian/Pacific Islander:	0	0	0	0	0	0	0	0	0
Hispanic:	0	0	0	0	0	0	0	0	0
<b>Total:</b>	<b>0</b>	<b>0</b>	<b>0</b>	<b>0</b>	<b>0</b>	<b>0</b>	<b>0</b>	<b>0</b>	<b>0</b>
Female-headed Households:	0	0	0	0	0	0	0	0	0

<i>Income Category:</i>	<b>Owner</b>	<b>Renter</b>	<b>Total</b>	<b>Person</b>
Extremely Low	0	0	0	0
Low Mod	0	0	0	0
Moderate	0	0	0	0
Non Low Moderate	0	0	0	0
<b>Total</b>	<b>0</b>	<b>0</b>	<b>0</b>	<b>0</b>
Percent Low/Mod				

**Annual Accomplishments**

<b>Years</b>	<b>Accomplishment Narrative</b>	<b># Benefiting</b>
--------------	---------------------------------	---------------------

2022 This project is to start FY 2023 and is funded with CDBG-CV3 funds.



U.S. Department of Housing and Urban Development  
 Office of Community Planning and Development  
 Integrated Disbursement and Information System  
 CDBG Activity Summary Report (GPR) for Program Year 2023  
 VICTORVILLE

Date: 11-Sep-2024  
 Time: 20:00  
 Page: 36

**PGM Year:** 2019  
**Project:** 0065 - Women of Noble Character  
**IDIS Activity:** 660 - A Meal a Day  
**Status:** Open  
**Location:** 13962 Bear Valley Rd Victorville, CA 92392-9001  
**Objective:** Create suitable living environments  
**Outcome:** Sustainability  
**Matrix Code:** Operating Costs of Homeless/AIDS Patients Programs (03T)  
**National Objective:** LMC

**Activity to prevent, prepare for, and respond to Coronavirus:** Yes

**Initial Funding Date:** 06/12/2023

**Description:**

A Meal a Day program provides food to homeless and food insecure individuals and families.  
 A hot meal is provided on Mondays to homeless clients and a meal to go bad on weekdays.

**Financing**

	Fund Type	Grant Year	Grant	Funded Amount	Drawn In Program Year	Drawn Thru Program Year
CDBG	EN	2020	B20MMW060593	\$14,816.74	\$8,825.91	\$8,825.91
<b>Total</b>	<b>Total</b>			<b>\$14,816.74</b>	<b>\$8,825.91</b>	<b>\$8,825.91</b>

**Proposed Accomplishments**

People (General) : 300

**Actual Accomplishments**

Number assisted:

	Owner		Renter		Total		Person	
	Total	Hispanic	Total	Hispanic	Total	Hispanic	Total	Hispanic
White:	0	0	0	0	0	0	124	43
Black/African American:	0	0	0	0	0	0	55	0
Asian:	0	0	0	0	0	0	4	0
American Indian/Alaskan Native:	0	0	0	0	0	0	2	1
Native Hawaiian/Other Pacific Islander:	0	0	0	0	0	0	3	3
American Indian/Alaskan Native & White:	0	0	0	0	0	0	0	0
Asian White:	0	0	0	0	0	0	4	0
Black/African American & White:	0	0	0	0	0	0	9	0
American Indian/Alaskan Native & Black/African American:	0	0	0	0	0	0	0	0
Other multi-racial:	0	0	0	0	0	0	228	145
Asian/Pacific Islander:	0	0	0	0	0	0	0	0
Hispanic:	0	0	0	0	0	0	0	0



U.S. Department of Housing and Urban Development  
 Office of Community Planning and Development  
 Integrated Disbursement and Information System  
 CDBG Activity Summary Report (GPR) for Program Year 2023  
 VICTORVILLE

Date: 11-Sep-2024  
 Time: 20:00  
 Page: 37

<b>Total:</b>	0	0	0	0	0	0	0	0	0	429	192
Female-headed Households:											
0											
<i>Income Category:</i>											
Extremely Low	Owner	Renter	Total	Person							
Low Mod	0	0	0	407							
Moderate	0	0	0	16							
Non Low Moderate	0	0	0	6							
Total	0	0	0	429							
Percent Low/Mod	100.0%										

**Annual Accomplishments**

Years	Accomplishment Narrative	# Benefiting
2022	This project is to start FY 2023 and is funded with CDBG-CV3 funds. Women of Noble Character provided meal to go bags to homeless individuals and food boxes to food insecure families.	
2023		



U.S. Department of Housing and Urban Development  
 Office of Community Planning and Development  
 Integrated Disbursement and Information System  
 CDBG Activity Summary Report (GPR) for Program Year 2023  
 VICTORVILLE

Date: 11-Sep-2024  
 Time: 20:00  
 Page: 38

**PGM Year:** 2019  
**Project:** 0066 - Symba Center  
**IDIS Activity:** 661 - Medical and Behavioral Health Services in the Homeless Population  
**Status:** Open  
**Location:** 14049 Amargosa Rd Victorville, CA 92392-2493  
**Objective:** Create suitable living environments  
**Outcome:** Availability/accessibility  
**Matrix Code:** Operating Costs of Homeless/AIDS Patients Programs (03T) **National Objective:** LMC

**Activity to prevent, prepare for, and respond to Coronavirus:** Yes

**Initial Funding Date:** 09/15/2023

**Description:**

Symba Center provides medical and behavioral health services to local homeless shelters and non-profit organizations that provide services to the homeless population.

**Financing**

	Fund Type	Grant Year	Grant	Funded Amount	Drawn In Program Year	Drawn Thru Program Year
CDBG	EN	2020	B20MWW060593	\$60,000.00	\$0.00	\$0.00
<b>Total</b>				<b>\$60,000.00</b>	<b>\$0.00</b>	<b>\$0.00</b>

**Proposed Accomplishments**

People (General) : 500

**Actual Accomplishments**

Number assisted:

	Owner		Renter		Total	
	Total	Hispanic	Total	Hispanic	Total	Hispanic
White:	0	0	0	0	0	0
Black/African American:	0	0	0	0	0	0
Asian:	0	0	0	0	0	0
American Indian/Alaskan Native:	0	0	0	0	0	0
Native Hawaiian/Other Pacific Islander:	0	0	0	0	0	0
American Indian/Alaskan Native & White:	0	0	0	0	0	0
Asian White:	0	0	0	0	0	0
Black/African American & White:	0	0	0	0	0	0
American Indian/Alaskan Native & Black/African American:	0	0	0	0	0	0
Other multi-racial:	0	0	0	0	0	0
Asian/Pacific Islander:	0	0	0	0	0	0
Hispanic:	0	0	0	0	0	0
<b>Total:</b>	<b>0</b>	<b>0</b>	<b>0</b>	<b>0</b>	<b>0</b>	<b>0</b>



U.S. Department of Housing and Urban Development  
 Office of Community Planning and Development  
 Integrated Disbursement and Information System  
 CDBG Activity Summary Report (GPR) for Program Year 2023  
 VICTORVILLE

Date: 11-Sep-2024  
 Time: 20:00  
 Page: 39

Female-headed Households:

Income Category:	Owner	Renter	Total	Person
Extremely Low	0	0	0	222
Low Mod	0	0	0	1
Moderate	0	0	0	0
Non Low Moderate	0	0	0	0
Total	0	0	0	223
Percent Low/Mod				100.0%

**Annual Accomplishments**

Years	Accomplishment Narrative	# Benefiting
-------	--------------------------	--------------

2023 Primary care services including appointments, medication prescriptions and laboratory testing were provided to shelter residents.

Female head of household - 24



U.S. Department of Housing and Urban Development  
 Office of Community Planning and Development  
 Integrated Disbursement and Information System  
 CDBG Activity Summary Report (GPR) for Program Year 2023  
 VICTORVILLE

Date: 11-Sep-2024  
 Time: 20:00  
 Page: 40

**PGM Year:** 2023  
**Project:** 0001 - City of Victorville - Code Compliance Department  
**IDIS Activity:** 662 - Code Vehicle Assistance Program  
**Status:** Open  
**Location:** 14343 Civic Dr Victorville, CA 92392-2303  
**Objective:** Create suitable living environments  
**Outcome:** Sustainability  
**Matrix Code:** Other Public Services Not Listed in 05A-05Y, 03T (05Z) National Objective: LMC

**Activity to prevent, prepare for, and respond to Coronavirus:** No

**Initial Funding Date:** 03/21/2024

**Description:**

The Code Vehicle Assistance Fund will provide emergency funding to participants referred by Victorville Code Enforcement and the Homeless Outreach Team. Assistance with transportation, lodging, vehicle maintenance, registration, towing and storage will be provided to homeless or at risk of homelessness individuals and families.

**Financing**

CDBG	Fund Type	Grant Year	Grant	Funded Amount	Drawn In Program Year	Drawn Thru Program Year
EN		2023	B23MC060593	\$20,000.00	\$0.00	\$0.00
<b>Total</b>				<b>\$20,000.00</b>	<b>\$0.00</b>	<b>\$0.00</b>

**Proposed Accomplishments**

People (General) : 50

**Actual Accomplishments**

Number assisted:

	Owner		Renter		Total		Person	
	Total	Hispanic	Total	Hispanic	Total	Hispanic	Total	Hispanic
White:	0	0	0	0	0	0	0	0
Black/African American:	0	0	0	0	0	0	0	0
Asian:	0	0	0	0	0	0	0	0
American Indian/Alaskan Native:	0	0	0	0	0	0	0	0
Native Hawaiian/Other Pacific Islander:	0	0	0	0	0	0	0	0
American Indian/Alaskan Native & White:	0	0	0	0	0	0	0	0
Asian White:	0	0	0	0	0	0	0	0
Black/African American & White:	0	0	0	0	0	0	0	0
American Indian/Alaskan Native & Black/African American:	0	0	0	0	0	0	0	0
Other multi-racial:	0	0	0	0	0	0	0	0
Asian/Pacific Islander:	0	0	0	0	0	0	0	0
Hispanic:	0	0	0	0	0	0	0	0





U.S. Department of Housing and Urban Development  
Office of Community Planning and Development  
Integrated Disbursement and Information System  
CDBG Activity Summary Report (GPR) for Program Year 2023  
VICTORVILLE

**Total:** 0 0 0 0 0 0 0 0 0 0 0

Female-headed Households: 0

*Income Category:*

	Owner	Renter	Total	Person
Extremely Low	0	0	0	0
Low Mod	0	0	0	0
Moderate	0	0	0	0
Non Low Moderate	0	0	0	0
Total	0	0	0	0
Percent Low/Mod				

**Annual Accomplishments**

No data returned for this view. This might be because the applied filter excludes all data.



U.S. Department of Housing and Urban Development  
 Office of Community Planning and Development  
 Integrated Disbursement and Information System  
 CDBG Activity Summary Report (GPR) for Program Year 2023  
 VICTORVILLE

Date: 11-Sep-2024  
 Time: 20:00  
 Page: 42

**PGM Year:** 2023  
**Project:** 0002 - Assistance League of Victor Valley  
**IDIS Activity:** 663 - Operation School Bell  
**Status:** Completed 4/30/2024 12:00:00 AM  
**Location:** 22021 Outer Hwy 18 Apple Valley, CA 92307-3997  
**Objective:** Create suitable living environments  
**Outcome:** Availability/accessibility  
**Matrix Code:** Youth Services (05D) **National Objective:** LMC

**Activity to prevent, prepare for, and respond to Coronavirus:** No

**Initial Funding Date:** 03/21/2024

**Description:**

The program provides new school clothes to underprivileged children from Victorville. Students from pre-kindergarten through 12th grade are invited to shopping events where the children can pick out clothes and shoes. Each participant is given a hygiene kit. Food baskets are also provided to eligible families.

**Financing**

	Fund Type	Grant Year	Grant	Funded Amount	Drawn In Program Year	Drawn Thru Program Year
CDBG	EN	2023	B23MC060593	\$12,346.00	\$12,346.00	\$12,346.00
<b>Total</b>	<b>Total</b>			<b>\$12,346.00</b>	<b>\$12,346.00</b>	<b>\$12,346.00</b>

**Proposed Accomplishments**

People (General) : 90

**Actual Accomplishments**

Number assisted:

	Owner		Renter		Total		Person	
	Total	Hispanic	Total	Hispanic	Total	Hispanic	Total	Hispanic
White:	0	0	0	0	0	0	52	35
Black/African American:	0	0	0	0	0	0	48	0
Asian:	0	0	0	0	0	0	3	0
American Indian/Alaskan Native:	0	0	0	0	0	0	1	0
Native Hawaiian/Other Pacific Islander:	0	0	0	0	0	0	0	0
American Indian/Alaskan Native & White:	0	0	0	0	0	0	5	0
Asian White:	0	0	0	0	0	0	1	0
Black/African American & White:	0	0	0	0	0	0	3	0
American Indian/Alaskan Native & Black/African American:	0	0	0	0	0	0	0	0
Other multi-racial:	0	0	0	0	0	0	20	0
Asian/Pacific Islander:	0	0	0	0	0	0	0	0



U.S. Department of Housing and Urban Development  
 Office of Community Planning and Development  
 Integrated Disbursement and Information System  
 CDBG Activity Summary Report (GPR) for Program Year 2023  
 VICTORVILLE

Date: 11-Sep-2024  
 Time: 20:00  
 Page: 43

Hispanic:	0	0	0	0	0	0	0	0	0
<b>Total:</b>	<b>0</b>	<b>0</b>	<b>0</b>	<b>0</b>	<b>0</b>	<b>0</b>	<b>0</b>	<b>133</b>	<b>35</b>

Female-headed Households: 0

*Income Category:*

	Owner	Renter	Total	Person
Extremely Low	0	0	0	125
Low Mod	0	0	0	8
Moderate	0	0	0	0
Non Low Moderate	0	0	0	0
Total	0	0	0	133
Percent Low/Mod				100.0%

**Annual Accomplishments**

Years	Accomplishment Narrative	# Benefitting
2023	Operation School Bell provided new clothes and hygiene kits to school aged children.	



U.S. Department of Housing and Urban Development  
 Office of Community Planning and Development  
 Integrated Disbursement and Information System  
 CDBG Activity Summary Report (GPR) for Program Year 2023  
 VICTORVILLE

Date: 11-Sep-2024  
 Time: 20:00  
 Page: 44

**PGM Year:** 2023  
**Project:** 0003 - Child Advocates of San Bernardino County  
**IDIS Activity:** 664 - Court Appointed Special Advocates for Victorville Youth  
**Status:** Open  
**Location:** 20601 US Highway 18 Apple Valley, CA 92307-3567  
**Objective:** Create suitable living environments  
**Outcome:** Availability/accessibility  
**Matrix Code:** Youth Services (05D) **National Objective:** LMC

**Activity to prevent, prepare for, and respond to Coronavirus:** No

**Initial Funding Date:** 03/21/2024

**Description:**

The program trains adult volunteers to become advocates for high-risk foster youth. The C.A.S.A. advocates have legal authority to advocate for services, education, academic support, in the courtroom and healthcare systems. Advocates are assigned to a youth and commit to an eighteen-month period.

**Financing**

	Fund Type	Grant Year	Grant	Funded Amount	Drawn In Program Year	Drawn Thru Program Year
CDBG	EN	2023	B23MC060593	\$12,500.00	\$0.00	\$0.00
<b>Total</b>	<b>Total</b>			<b>\$12,500.00</b>	<b>\$0.00</b>	<b>\$0.00</b>

**Proposed Accomplishments**

People (General) : 30

**Actual Accomplishments**

Number assisted:

	Owner		Renter		Total		Person	
	Total	Hispanic	Total	Hispanic	Total	Hispanic	Total	Hispanic
White:	0	0	0	0	0	0	0	0
Black/African American:	0	0	0	0	0	0	0	0
Asian:	0	0	0	0	0	0	0	0
American Indian/Alaskan Native:	0	0	0	0	0	0	0	0
Native Hawaiian/Other Pacific Islander:	0	0	0	0	0	0	0	0
American Indian/Alaskan Native & White:	0	0	0	0	0	0	0	0
Asian White:	0	0	0	0	0	0	0	0
Black/African American & White:	0	0	0	0	0	0	0	0
American Indian/Alaskan Native & Black/African American:	0	0	0	0	0	0	0	0
Other multi-racial:	0	0	0	0	0	0	0	0
Asian/Pacific Islander:	0	0	0	0	0	0	0	0



U.S. Department of Housing and Urban Development  
 Office of Community Planning and Development  
 Integrated Disbursement and Information System  
 CDBG Activity Summary Report (GPR) for Program Year 2023  
 VICTORVILLE

Date: 11-Sep-2024  
 Time: 20:00  
 Page: 45

Hispanic:	0	0	0	0	0	0	0	0
<b>Total:</b>	<b>0</b>	<b>0</b>	<b>0</b>	<b>0</b>	<b>0</b>	<b>0</b>	<b>0</b>	<b>0</b>

Female-headed Households: 0

*Income Category:*

	Owner	Renter	Total	Person
Extremely Low	0	0	0	0
Low Mod	0	0	0	0
Moderate	0	0	0	0
Non Low Moderate	0	0	0	0
Total	0	0	0	0
Percent Low/Mod				

**Annual Accomplishments**

No data returned for this view. This might be because the applied filter excludes all data.



U.S. Department of Housing and Urban Development  
 Office of Community Planning and Development  
 Integrated Disbursement and Information System  
 CDBG Activity Summary Report (GPR) for Program Year 2023  
 VICTORVILLE

Date: 11-Sep-2024  
 Time: 20:00  
 Page: 46

**PGM Year:** 2023  
**Project:** 0004 - Family Assistance Program  
**IDIS Activity:** 665 - Fam Spot  
**Status:** Completed 6/30/2024 12:00:00 AM  
**Location:** 16857 C St Victorville, CA 92395-3220  
**Objective:** Create suitable living environments  
**Outcome:** Availability/accessibility  
**Matrix Code:** Youth Services (05D) **National Objective:** LMC

**Activity to prevent, prepare for, and respond to Coronavirus: No**

**Initial Funding Date:** 03/21/2024

**Description:**

The Fam Spot Drop-in center is open from 10:00 a.m. to 6:00 p.m. Monday through Saturday. Youth receive help with schoolwork, job searches, and other helpful resources for youth development. Weekly classes include anger management, healthy relationships, substance use diversion and financial literacy. Other services include resume writing, mock interviews, applying for financial aid for college and enrolling in college.

**Financing**

	Fund Type	Grant Year	Grant	Funded Amount	Drawn In Program Year	Drawn Thru Program Year
CDBG	EN	2023	B23MCO60593	\$15,000.00	\$15,000.00	\$15,000.00
<b>Total</b>				<b>\$15,000.00</b>	<b>\$15,000.00</b>	<b>\$15,000.00</b>

**Proposed Accomplishments**

People (General) : 35

**Actual Accomplishments**

Number assisted:

	Owner		Renter		Total		Person	
	Total	Hispanic	Total	Hispanic	Total	Hispanic	Total	Hispanic
White:	0	0	0	0	0	0	19	10
Black/African American:	0	0	0	0	0	0	23	2
Asian:	0	0	0	0	0	0	1	0
American Indian/Alaskan Native:	0	0	0	0	0	0	0	0
Native Hawaiian/Other Pacific Islander:	0	0	0	0	0	0	0	0
American Indian/Alaskan Native & White:	0	0	0	0	0	0	0	0
Asian White:	0	0	0	0	0	0	1	0
Black/African American & White:	0	0	0	0	0	0	4	0
American Indian/Alaskan Native & Black/African American:	0	0	0	0	0	0	0	0
Other multi-racial:	0	0	0	0	0	0	9	0



U.S. Department of Housing and Urban Development  
 Office of Community Planning and Development  
 Integrated Disbursement and Information System  
 CDBG Activity Summary Report (GPR) for Program Year 2023  
 VICTORVILLE

Date: 11-Sep-2024  
 Time: 20:00  
 Page: 47

Asian/Pacific Islander:	0	0	0	0	0	0	0	0	0	0	0
Hispanic:	0	0	0	0	0	0	0	0	0	0	0
<b>Total:</b>	<b>0</b>	<b>0</b>	<b>0</b>	<b>0</b>	<b>0</b>	<b>0</b>	<b>0</b>	<b>0</b>	<b>0</b>	<b>57</b>	<b>12</b>
Female-headed Households:	0										0

<i>Income Category:</i>	<b>Owner</b>	<b>Renter</b>	<b>Total</b>	<b>Person</b>
Extremely Low	0	0	0	57
Low Mod	0	0	0	0
Moderate	0	0	0	0
Non Low Moderate	0	0	0	0
Total	0	0	0	57
Percent Low/Mod				100.0%

**Annual Accomplishments**

Years	Accomplishment Narrative	# Benefiting
-------	--------------------------	--------------

2023	Family Assistance Program Fam Spot assisted youths with life skill classes and employment resources which included participating in healthy relationship classes and group discussions. The youth work with case managers that help them with the most basic needs such as getting warm coats for the winter and more complex tasks such as writing a resume and performing job searches.	
------	---	--

Female head of household - 25



U.S. Department of Housing and Urban Development  
 Office of Community Planning and Development  
 Integrated Disbursement and Information System  
 CDBG Activity Summary Report (GPR) for Program Year 2023  
 VICTORVILLE

Date: 11-Sep-2024  
 Time: 20:00  
 Page: 48

**PGM Year:** 2023  
**Project:** 0005 - Greater Hope Foundation for Children, Inc.  
**IDIS Activity:** 666 - Behavioral Health Care  
**Status:** Completed 6/30/2024 12:00:00 AM  
**Location:** 14344 Cajon Ave Ste 102 Victorville, CA 92392-4301  
**Objective:** Create suitable living environments  
**Outcome:** Availability/accessibility  
**Matrix Code:** Mental Health Services (050) **National Objective:** LMC

**Activity to prevent, prepare for, and respond to Coronavirus:** No

**Initial Funding Date:** 03/21/2024

**Description:**

Behavioral health care will be provided to foster youth ages 0-24 and their foster parents. Therapy is trauma focused with treatment plans developed to address mental health disorders, learning disabilities and behavioral problems.

**Financing**

	Fund Type	Grant Year	Grant	Funded Amount	Drawn In Program Year	Drawn Thru Program Year
CDBG	EN	2023	B23MC060593	\$15,000.00	\$15,000.00	\$15,000.00
<b>Total</b>				<b>\$15,000.00</b>	<b>\$15,000.00</b>	<b>\$15,000.00</b>

**Proposed Accomplishments**

People (General) : 75

**Actual Accomplishments**

Number assisted:

	Owner		Renter		Total		Person	
	Total	Hispanic	Total	Hispanic	Total	Hispanic	Total	Hispanic
White:	0	0	0	0	0	0	243	199
Black/African American:	0	0	0	0	0	0	133	0
Asian:	0	0	0	0	0	0	19	0
American Indian/Alaskan Native:	0	0	0	0	0	0	0	0
Native Hawaiian/Other Pacific Islander:	0	0	0	0	0	0	0	0
American Indian/Alaskan Native & White:	0	0	0	0	0	0	0	0
Asian White:	0	0	0	0	0	0	0	0
Black/African American & White:	0	0	0	0	0	0	0	0
American Indian/Alaskan Native & Black/African American:	0	0	0	0	0	0	0	0
Other multi-racial:	0	0	0	0	0	0	7	0
Asian/Pacific Islander:	0	0	0	0	0	0	0	0
Hispanic:	0	0	0	0	0	0	0	0





U.S. Department of Housing and Urban Development  
 Office of Community Planning and Development  
 Integrated Disbursement and Information System  
 CDBG Activity Summary Report (GPR) for Program Year 2023  
 VICTORVILLE

Date: 11-Sep-2024  
 Time: 20:00  
 Page: 49

	0	0	0	0	0	0	0	0	402	199
<b>Total:</b>	0	0	0	0	0	0	0	0	402	199
Female-headed Households:										
<i>Income Category:</i>										
Extremely Low	0	0	0	0	0	0	0	0	382	
Low Mod	0	0	0	0	0	0	0	0	20	
Moderate	0	0	0	0	0	0	0	0	0	
Non Low Moderate	0	0	0	0	0	0	0	0	0	
Total	0	0	0	0	0	0	0	0	402	
Percent Low/Mod									100.0%	

**Annual Accomplishments**

Years	Accomplishment Narrative	# Benefiting
-------	--------------------------	--------------

2023	A Greater Hope Foundation provided assessments, evaluation, cognitive behavioral therapy, play therapy and connections to community resources to foster children and teens. A behavioral/mental health specialist provided trauma-focused education and behavioral modification to foster children and teens. The therapist and specialist also provided support, coaching and education for the resource (foster) parents whose child/teen was receiving behavioral health care, to ensure they understood and could effectively support the child's treatment.	
------	--	--

Female head of household - 28



**PGM Year:** 2023  
**Project:** 0006 - High Desert Second Chance - High Desert Food Collaborative  
**IDIS Activity:** 667 - Food Collaborative  
**Status:** Completed 6/30/2024 12:00:00 AM  
**Location:** 16666 Smoke Tree St Hesperia, CA 92345-6177  
**Objective:** Create suitable living environments  
**Outcome:** Affordability  
**Matrix Code:** Food Banks (05W) **National Objective:** LMC

**Activity to prevent, prepare for, and respond to Coronavirus:** No

**Initial Funding Date:** 03/21/2024

**Description:**

Centralized food bank providing support to over 90 feeding agencies.  
 Provide 70% fresh produce, 20% shelf stable food and 10% refrigerated products.

**Financing**

	Fund Type	Grant Year	Grant	Funded Amount	Drawn In Program Year	Drawn Thru Program Year
CDBG	EN	2023	B23MCO60593	\$20,000.00	\$20,000.00	\$20,000.00
<b>Total</b>	<b>Total</b>			<b>\$20,000.00</b>	<b>\$20,000.00</b>	<b>\$20,000.00</b>

**Proposed Accomplishments**

People (General) : 5,000

**Actual Accomplishments**

Number assisted:

	Owner		Renter		Total		Person	
	Total	Hispanic	Total	Hispanic	Total	Hispanic	Total	Hispanic
White:	0	0	0	0	0	0	22,080	14,660
Black/African American:	0	0	0	0	0	0	6,022	308
Asian:	0	0	0	0	0	0	2,716	0
American Indian/Alaskan Native:	0	0	0	0	0	0	406	0
Native Hawaiian/Other Pacific Islander:	0	0	0	0	0	0	1,865	140
American Indian/Alaskan Native & White:	0	0	0	0	0	0	0	0
Asian White:	0	0	0	0	0	0	1,055	0
Black/African American & White:	0	0	0	0	0	0	451	0
American Indian/Alaskan Native & Black/African American:	0	0	0	0	0	0	0	0
Other multi-racial:	0	0	0	0	0	0	1,306	0
Asian/Pacific Islander:	0	0	0	0	0	0	0	0
Hispanic:	0	0	0	0	0	0	0	0



U.S. Department of Housing and Urban Development  
 Office of Community Planning and Development  
 Integrated Disbursement and Information System  
 CDBG Activity Summary Report (GPR) for Program Year 2023  
 VICTORVILLE

Date: 11-Sep-2024  
 Time: 20:00  
 Page: 51

<b>Total:</b>	0	0	0	0	0	0	0	0	0	0	35,901	15,108
Female-headed Households:												
	0	0	0	0	0	0	0	0	0	0	0	0
<i>Income Category:</i>												
Extremely Low	0	0	0	0	0	0	0	0	0	0	14,183	
Low Mod	0	0	0	0	0	0	0	0	0	0	14,201	
Moderate	0	0	0	0	0	0	0	0	0	0	7,517	
Non Low Moderate	0	0	0	0	0	0	0	0	0	0	0	
Total	0	0	0	0	0	0	0	0	0	0	35,901	
Percent Low/Mod												100.0%

**Annual Accomplishments**

Years	Accomplishment Narrative	# Benefiting
-------	--------------------------	--------------

2023 High Desert Second Chance's Food Collaborative served Victorville residents directly through their food bank and through their partner agencies. The number of people receiving assistance reflects the direct assistance and through their partners. As food prices continue to rise, the number of residents looking for food assistance continues to rise as well. High Desert Second Chance does an excellent job maximizing their outreach efforts by collaborating with local organizations such as local non-profits, community centers, faith-based organizations, and schools. Additionally, they distribute flyer, mailers and newsletters, they utilize social media and maintain an up-to-date website announcing their upcoming events.

High Desert Second Chance collaborates with Feeding America, Community Action Partnership and various supermarkets to pick up food and various household items.

Female head of household - 20,372



U.S. Department of Housing and Urban Development  
 Office of Community Planning and Development  
 Integrated Disbursement and Information System  
 CDBG Activity Summary Report (GPR) for Program Year 2023  
 VICTORVILLE

Date: 11-Sep-2024  
 Time: 20:00  
 Page: 52

**PGM Year:** 2023  
**Project:** 0007 - High Desert Second Chance - Senior and Veterans Program  
**IDIS Activity:** 668 - Senior and Veteran Program  
**Status:** Completed 6/30/2024 12:00:00 AM  
**Location:** 16666 Smoke Tree St Ste B4 Hesperia, CA 92345-6100  
**Objective:** Create suitable living environments  
**Outcome:** Availability/accessibility  
**Matrix Code:** Food Banks (05W) **National Objective:** LMC

**Activity to prevent, prepare for, and respond to Coronavirus:** No

**Initial Funding Date:** 03/21/2024

**Description:**

Participants will receive healthy foods to meet dietary restrictions.  
 Funds will cover cost of transportation to deliver food to homebound and bedbound seniors and veterans.

**Financing**

	Fund Type	Grant Year	Grant	Funded Amount	Drawn In Program Year	Drawn Thru Program Year
CDBG	EN	2023	B23MC060593	\$13,363.00	\$13,363.00	\$13,363.00
<b>Total</b>				<b>\$13,363.00</b>	<b>\$13,363.00</b>	<b>\$13,363.00</b>

**Proposed Accomplishments**

People (General) : 1,000

**Actual Accomplishments**

Number assisted:

	Owner		Renter		Total		Person	
	Total	Hispanic	Total	Hispanic	Total	Hispanic	Total	Hispanic
White:	0	0	0	0	0	0	4,278	2,783
Black/African American:	0	0	0	0	0	0	1,115	47
Asian:	0	0	0	0	0	0	449	449
American Indian/Alaskan Native:	0	0	0	0	0	0	72	72
Native Hawaiian/Other Pacific Islander:	0	0	0	0	0	0	363	57
American Indian/Alaskan Native & White:	0	0	0	0	0	0	0	0
Asian White:	0	0	0	0	0	0	204	204
Black/African American & White:	0	0	0	0	0	0	68	68
American Indian/Alaskan Native & Black/African American:	0	0	0	0	0	0	0	0
Other multi-racial:	0	0	0	0	0	0	468	468
Asian/Pacific Islander:	0	0	0	0	0	0	0	0
Hispanic:	0	0	0	0	0	0	0	0



U.S. Department of Housing and Urban Development  
 Office of Community Planning and Development  
 Integrated Disbursement and Information System  
 CDBG Activity Summary Report (GPR) for Program Year 2023  
 VICTORVILLE

Date: 11-Sep-2024  
 Time: 20:00  
 Page: 53

<b>Total:</b>	0	0	0	0	0	0	0	0	0	7,017	4,148
Female-headed Households:	0	0	0	0	0	0	0	0	0	0	0
<i>Income Category:</i>	<b>Owner</b>	<b>Renter</b>	<b>Total</b>	<b>Person</b>							
Extremely Low	0	0	0	2,672							
Low Mod	0	0	0	2,694							
Moderate	0	0	0	1,651							
Non Low Moderate	0	0	0	0							
Total	0	0	0	7,017							
Percent Low/Mod				100.0%							

**Annual Accomplishments**

Years	Accomplishment Narrative	# Benefitting
-------	--------------------------	---------------

2023 With funding from the City of Victorville's CDBG grant, High Desert Second Chance was able to deliver to homebound and bedbound Victorville seniors and veterans essential food and supplies. These clients are among the most vulnerable. They are easily forgotten or go unnoticed.

Female head of household - 5,018



U.S. Department of Housing and Urban Development  
 Office of Community Planning and Development  
 Integrated Disbursement and Information System  
 CDBG Activity Summary Report (GPR) for Program Year 2023  
 VICTORVILLE

Date: 11-Sep-2024  
 Time: 20:00  
 Page: 54

**PGM Year:** 2023  
**Project:** 0008 - Inland Fair Housing and Mediation Board  
**IDIS Activity:** 669 - Fair Housing Program Services  
**Status:** Completed 6/30/2024 12:00:00 AM  
**Location:** 1500 S Haven Ave Ste 100 Ontario, CA 91761-2970  
**Objective:** Create suitable living environments  
**Outcome:** Availability/accessibility  
**Matrix Code:** Fair Housing Activities (if CDBG, then subject to 15% cap) (05J)  
**National Objective:** LMC

**Activity to prevent, prepare for, and respond to Coronavirus:** No

**Initial Funding Date:** 03/21/2024

**Description:**

Provide fair housing services to Victorville residents through education, outreach, and enforcement of federal and state fair housing laws. Landlord/tenant mediation and education services are also offered.

**Financing**

	Fund Type	Grant Year	Grant	Funded Amount	Drawn In Program Year	Drawn Thru Program Year
CDBG	EN	2023	B23MC060593	\$24,000.00	\$24,000.00	\$24,000.00
<b>Total</b>				<b>\$24,000.00</b>	<b>\$24,000.00</b>	<b>\$24,000.00</b>

**Proposed Accomplishments**

People (General) : 185

**Actual Accomplishments**

Number assisted:

	Owner		Renter		Total		Person	
	Total	Hispanic	Total	Hispanic	Total	Hispanic	Total	Hispanic
White:	0	0	0	0	0	0	412	302
Black/African American:	0	0	0	0	0	0	426	2
Asian:	0	0	0	0	0	0	16	0
American Indian/Alaskan Native:	0	0	0	0	0	0	4	0
Native Hawaiian/Other Pacific Islander:	0	0	0	0	0	0	0	0
American Indian/Alaskan Native & White:	0	0	0	0	0	0	0	0
Asian White:	0	0	0	0	0	0	0	0
Black/African American & White:	0	0	0	0	0	0	7	6
American Indian/Alaskan Native & Black/African American:	0	0	0	0	0	0	2	0
Other multi-racial:	0	0	0	0	0	0	18	0
Asian/Pacific Islander:	0	0	0	0	0	0	0	0
Hispanic:	0	0	0	0	0	0	0	0



U.S. Department of Housing and Urban Development  
 Office of Community Planning and Development  
 Integrated Disbursement and Information System  
 CDBG Activity Summary Report (GPR) for Program Year 2023  
 VICTORVILLE

Date: 11-Sep-2024  
 Time: 20:00  
 Page: 55

	Owner	Renter	Total	Person								
<b>Total:</b>					0	0	0	0	0	0	885	310
Female-headed Households:												
					0	0	0	0	0	0		
<i>Income Category:</i>												
Extremely Low	0	0	0	659								
Low Mod	0	0	0	72								
Moderate	0	0	0	109								
Non Low Moderate	0	0	0	45								
Total	0	0	0	885								
Percent Low/Mod				94.9%								

**Annual Accomplishments**

Years	Accomplishment Narrative	# Benefiting
-------	--------------------------	--------------

2023 Inland Fair Housing and Mediation Board (IFHMB) assisted Victorville residents with fair housing issues such as age discrimination, disability, marital discrimination race discrimination and income discrimination. Additionally, residents received landlord-tenant mediation services with concerns such as evictions, repairs, security deposits, rent increases and neighbor disputes. IFHMB exceeded the number of residents they projected to assist.

IFHMB conducts workshops for the community on topics such as housing discrimination, accommodating disabilities, tenant rights, and housing counseling.

Female head of household - 110



U.S. Department of Housing and Urban Development  
 Office of Community Planning and Development  
 Integrated Disbursement and Information System  
 CDBG Activity Summary Report (GPR) for Program Year 2023  
 VICTORVILLE

Date: 11-Sep-2024  
 Time: 20:00  
 Page: 56

**PGM Year:** 2023  
**Project:** 0009 - Moses House Ministries  
**IDIS Activity:** 670 - Resources and Referrals for Families  
**Status:** Open  
**Location:** 15180 Anacapa Rd Victorville, CA 92392-2511  
**Objective:** Create suitable living environments  
**Outcome:** Availability/accessibility  
**Matrix Code:** Child Care Services (05L) **National Objective:** LMC

**Activity to prevent, prepare for, and respond to Coronavirus:** No

**Initial Funding Date:** 03/21/2024

**Description:**

Provide emergency and program intake resources to families with children to ensure basic needs are met. Services include case management, transportation, employment development and life skill classes.

**Financing**

	Fund Type	Grant Year	Grant	Funded Amount	Drawn in Program Year	Drawn Thru Program Year
CDBG	EN	2023	B23MC060593	\$20,000.00	\$7,160.00	\$7,160.00
<b>Total</b>	<b>Total</b>			<b>\$20,000.00</b>	<b>\$7,160.00</b>	<b>\$7,160.00</b>

**Proposed Accomplishments**

People (General) : 400

**Actual Accomplishments**

Number assisted:

	Owner		Renter		Total		Person	
	Total	Hispanic	Total	Hispanic	Total	Hispanic	Total	Hispanic
White:	0	0	0	0	0	0	485	211
Black/African American:	0	0	0	0	0	0	424	7
Asian:	0	0	0	0	0	0	14	0
American Indian/Alaskan Native:	0	0	0	0	0	0	35	10
Native Hawaiian/Other Pacific Islander:	0	0	0	0	0	0	11	0
American Indian/Alaskan Native & White:	0	0	0	0	0	0	13	0
Asian White:	0	0	0	0	0	0	5	0
Black/African American & White:	0	0	0	0	0	0	21	0
American Indian/Alaskan Native & Black/African American:	0	0	0	0	0	0	6	0
Other multi-racial:	0	0	0	0	0	0	325	0
Asian/Pacific Islander:	0	0	0	0	0	0	0	0
Hispanic:	0	0	0	0	0	0	0	0





U.S. Department of Housing and Urban Development  
 Office of Community Planning and Development  
 Integrated Disbursement and Information System  
 CDBG Activity Summary Report (GPR) for Program Year 2023  
 VICTORVILLE

Date: 11-Sep-2024  
 Time: 20:00  
 Page: 57

**Total:** 0 0 0 0 0 0 0 0 0 0 1,339 228

Female-headed Households: 0

*Income Category:*

	Owner	Renter	Total	Person
Extremely Low	0	0	0	1,117
Low Mod	0	0	0	186
Moderate	0	0	0	36
Non Low Moderate	0	0	0	0
Total	0	0	0	1,339
Percent Low/Mod				100.0%

**Annual Accomplishments**

Years	Accomplishment Narrative	# Benefiting
-------	--------------------------	--------------

2023 Moses House Ministries in collaboration with Rose of Sharon successfully provided emergency resources and referrals to 1,339 Victorville residents. These individuals and their families received access to diapers, formula, wipes, and other family necessities while receiving access to referrals to partner agencies designed to mitigate family risk and need.

Moses House Ministries engaged in 79 outreach events hosted throughout the High Desert, distributing program information to residents and enrolling 259 participants directly from the community events.

Female Head of Households - 129



U.S. Department of Housing and Urban Development  
Office of Community Planning and Development  
Integrated Disbursement and Information System  
CDBG Activity Summary Report (GPR) for Program Year 2023  
VICTORVILLE

Date: 11-Sep-2024  
Time: 20:00  
Page: 58

**PGM Year:** 2023  
**Project:** 0010 - Partners Against Violence  
**IDIS Activity:** 671 - Victims of Violence Program  
**Status:** Completed 6/30/2024 12:00:00 AM  
**Location:** 444 N Arrowhead Ave Ste 101 San Bernardino, CA 92401-1444  
**Objective:** Provide decent affordable housing  
**Outcome:** Affordability  
**Matrix Code:** Services for victims of domestic violence, dating violence, sexual assault or stalking (05G)  
**National Objective:** LMC

**Activity to prevent, prepare for, and respond to Coronavirus:** No

**Initial Funding Date:** 03/21/2024

**Description:**

Victims of violence will be given access to crisis intervention services and community members will receive prevention education and safety information. Support and counseling is provided to children and youth victims.

**Financing**

	Fund Type	Grant Year	Grant	Funded Amount	Drawn In Program Year	Drawn Thru Program Year
CDBG	EN	2023	B23MC060593	\$15,000.00	\$15,000.00	\$15,000.00
<b>Total</b>				<b>\$15,000.00</b>	<b>\$15,000.00</b>	<b>\$15,000.00</b>

**Proposed Accomplishments**

People (General) : 1,000

**Actual Accomplishments**

Number assisted:

	Owner		Renter		Total		Person	
	Total	Hispanic	Total	Hispanic	Total	Hispanic	Total	Hispanic
White:	0	0	0	0	0	0	33	4
Black/African American:	0	0	0	0	0	0	24	0
Asian:	0	0	0	0	0	0	0	0
American Indian/Alaskan Native:	0	0	0	0	0	0	3	0
Native Hawaiian/Other Pacific Islander:	0	0	0	0	0	0	0	0
American Indian/Alaskan Native & White:	0	0	0	0	0	0	1	0
Asian White:	0	0	0	0	0	0	0	0
Black/African American & White:	0	0	0	0	0	0	3	0
American Indian/Alaskan Native & Black/African American:	0	0	0	0	0	0	0	0
Other multi-racial:	0	0	0	0	0	0	1,394	28
Asian/Pacific Islander:	0	0	0	0	0	0	0	0
Hispanic:	0	0	0	0	0	0	0	0



U.S. Department of Housing and Urban Development  
 Office of Community Planning and Development  
 Integrated Disbursement and Information System  
 CDBG Activity Summary Report (GPR) for Program Year 2023  
 VICTORVILLE

Date: 11-Sep-2024  
 Time: 20:00  
 Page: 59

	0	0	0	0	0	0	0	0	1,458	32
<b>Total:</b>										
Female-headed Households:	0	0	0	0	0	0	0	0	1,458	32
Income Category:										
Extremely Low	0	0	0	0	0	0	0	0	989	
Low Mod	0	0	0	0	0	0	0	0	300	
Moderate	0	0	0	0	0	0	0	0	169	
Non Low Moderate	0	0	0	0	0	0	0	0	0	
Total	0	0	0	0	0	0	0	0	1,458	
Percent Low/Mod									100.0%	

**Annual Accomplishments**

Years	Accomplishment Narrative	# Benefiting
-------	--------------------------	--------------

2023 Partners Against Violence provided crisis intervention to victims of violence. Additionally, they responded to emergency calls and forensic exams with law enforcement. Counseling and advocacy is offered to victims. Community and education workshops were held.

Female head of household - 14



U.S. Department of Housing and Urban Development  
 Office of Community Planning and Development  
 Integrated Disbursement and Information System  
 CDBG Activity Summary Report (GPR) for Program Year 2023  
 VICTORVILLE

Date: 11-Sep-2024  
 Time: 20:00  
 Page: 60

**PGM Year:** 2023  
**Project:** 0012 - Victor Valley Domestic Violence  
**IDIS Activity:** 672 - A Better Way  
**Status:** Completed 6/30/2024 12:00:00 AM  
**Location:** 14114 Hesperia Rd Victorville, CA 92395-4512  
**Objective:** Create suitable living environments  
**Outcome:** Availability/accessibility  
**Matrix Code:** Services for victims of domestic violence, dating violence, sexual assault or stalking (05G)  
**National Objective:** LMC

**Activity to prevent, prepare for, and respond to Coronavirus:** No

**Initial Funding Date:** 03/21/2024

**Description:**

Provide supportive services to victims of domestic violence and their children.

Services include counseling, mental health services to help victims overcome trauma, education and assistance with restraining orders.

**Financing**

	Fund Type	Grant Year	Grant	Funded Amount	Drawn In Program Year	Drawn Thru Program Year
CDBG	EN	2023	B23MC060593	\$20,000.00	\$20,000.00	\$20,000.00
<b>Total</b>				<b>\$20,000.00</b>	<b>\$20,000.00</b>	<b>\$20,000.00</b>

**Proposed Accomplishments**

People (General) : 150

**Actual Accomplishments**

Number assisted:

	Owner		Renter		Total		Person	
	Total	Hispanic	Total	Hispanic	Total	Hispanic	Total	Hispanic
White:	0	0	0	0	0	0	395	132
Black/African American:	0	0	0	0	0	0	134	0
Asian:	0	0	0	0	0	0	5	0
American Indian/Alaskan Native:	0	0	0	0	0	0	3	1
Native Hawaiian/Other Pacific Islander:	0	0	0	0	0	0	0	0
American Indian/Alaskan Native & White:	0	0	0	0	0	0	0	0
Asian White:	0	0	0	0	0	0	0	0
Black/African American & White:	0	0	0	0	0	0	0	0
American Indian/Alaskan Native & Black/African American:	0	0	0	0	0	0	0	0
Other multi-racial:	0	0	0	0	0	0	40	3
Asian/Pacific Islander:	0	0	0	0	0	0	0	0
Hispanic:	0	0	0	0	0	0	0	0



U.S. Department of Housing and Urban Development  
 Office of Community Planning and Development  
 Integrated Disbursement and Information System  
 CDBG Activity Summary Report (GPR) for Program Year 2023  
 VICTORVILLE

Date: 11-Sep-2024  
 Time: 20:00  
 Page: 61

**Total:** 0 0 0 0 0 0 0 0 0 0 577 136

Female-headed Households: 0

*Income Category:*

	Owner	Renter	Total	Person
Extremely Low	0	0	0	467
Low Mod	0	0	0	76
Moderate	0	0	0	34
Non Low Moderate	0	0	0	0
Total	0	0	0	577
Percent Low/Mod				100.0%

**Annual Accomplishments**

Years	Accomplishment Narrative	# Benefitting
-------	--------------------------	---------------

2023 Victor Valley Domestic Violence provided shelter emergency shelter and transitional housing to victims of domestic violence and their families. Participants of the program received recovery educational classes and mental health crisis counseling with a therapist. Children can attend the shelter's Kids Klub while their parent attends classes or counseling, court, housing searching and job interviews.

Female head of household - 143



U.S. Department of Housing and Urban Development  
 Office of Community Planning and Development  
 Integrated Disbursement and Information System  
 CDBG Activity Summary Report (GPR) for Program Year 2023  
 VICTORVILLE

Date: 11-Sep-2024  
 Time: 20:00  
 Page: 62

**PGM Year:** 2023  
**Project:** 0013 - Public Works - Graffiti Abatement  
**IDIS Activity:** 673 - Graffiti Abatement Program  
**Status:** Completed 6/30/2024 12:00:00 AM  
**Location:** 14343 Civic Dr Victorville, CA 92392-2303  
**Objective:** Create suitable living environments  
**Outcome:** Sustainability  
**Matrix Code:** Neighborhood Cleanups (05V) **National Objective:** LMA

**Activity to prevent, prepare for, and respond to Coronavirus:** No

**Initial Funding Date:** 03/21/2024

**Description:**

Graffiti will be removed from privately owned and public property.

**Financing**

	Fund Type	Grant Year	Grant	Funded Amount	Drawn In Program Year	Drawn Thru Program Year
CDBG	EN	2023	B23MCO60593	\$9,986.80	\$9,986.80	\$9,986.80
<b>Total</b>				<b>\$9,986.80</b>	<b>\$9,986.80</b>	<b>\$9,986.80</b>

**Proposed Accomplishments**

People (General) : 100  
 Total Population in Service Area: 64,250  
 Census Tract Percent Low / Mod: 64.96

**Annual Accomplishments**

Years	Accomplishment Narrative	# Benefiting
-------	--------------------------	--------------

2023 Removed all reported and non-reported graffiti within the CDBG target area.



U.S. Department of Housing and Urban Development  
 Office of Community Planning and Development  
 Integrated Disbursement and Information System  
 CDBG Activity Summary Report (GPR) for Program Year 2023  
 VICTORVILLE

Date: 11-Sep-2024  
 Time: 20:00  
 Page: 63

**PGM Year:** 2023  
**Project:** 0014 - St. Joan of Arc  
**IDIS Activity:** 674 - Unity Hall Remodel Phase IV  
**Status:** Open  
**Location:** 15500 Seventh St Victorville, CA 92395-3202  
**Objective:** Create suitable living environments  
**Outcome:** Sustainability  
**Matrix Code:** Rehab; Publicly or Privately-Owned Commercial/Industrial (14E)  
**National Objective:** LMA

**Activity to prevent, prepare for, and respond to Coronavirus:** No

**Initial Funding Date:** 03/21/2024

**Description:**

This would be phase four of the rehabilitation of Unity Hall.  
 This phase would construct an ADA bathroom on the first floor and possibly AC unit replacement.

**Financing**

	Fund Type	Grant Year	Grant	Funded Amount	Drawn In Program Year	Drawn Thru Program Year
CDBG	EN	2023	B23MC060593	\$80,000.00	\$0.00	\$0.00
<b>Total</b>	<b>Total</b>			<b>\$80,000.00</b>	<b>\$0.00</b>	<b>\$0.00</b>

**Proposed Accomplishments**

Businesses : 1  
 Total Population in Service Area: 1,015  
 Census Tract Percent Low / Mod: 87.19

**Annual Accomplishments**

No data returned for this view. This might be because the applied filter excludes all data.



U.S. Department of Housing and Urban Development  
 Office of Community Planning and Development  
 Integrated Disbursement and Information System  
 CDBG Activity Summary Report (GPR) for Program Year 2023  
 VICTORVILLE

Date: 11-Sep-2024  
 Time: 20:00  
 Page: 64

**PGM Year:** 2023  
**Project:** 0015 - Victor Valley Community Services Council  
**IDIS Activity:** 675 - Senior and Disabled Home Repair  
**Status:** Open  
**Location:** 16692 Mojave Dr Victorville, CA 92395-3863  
**Objective:** Create suitable living environments  
**Outcome:** Sustainability  
**Matrix Code:** Rehab; Single-Unit Residential (14A) **National Objective:** LMH

**Activity to prevent, prepare for, and respond to Coronavirus:** No

**Initial Funding Date:** 03/21/2024

**Description:**

Perform repairs for health and welfare issues.  
 Visit also serves as a welfare check.

**Financing**

	Fund Type	Grant Year	Grant	Funded Amount	Drawn In Program Year	Drawn Thru Program Year
CDBG	EN	2023	B23MC060593	\$30,000.00	\$0.00	\$0.00
<b>Total</b>	<b>Total</b>			<b>\$30,000.00</b>	<b>\$0.00</b>	<b>\$0.00</b>

**Proposed Accomplishments**

Housing Units : 50

**Actual Accomplishments**

Number assisted:

	Owner		Renter		Total		Person	
	Total	Hispanic	Total	Hispanic	Total	Hispanic	Total	Hispanic
White:	0	0	0	0	0	0	0	0
Black/African American:	0	0	0	0	0	0	0	0
Asian:	0	0	0	0	0	0	0	0
American Indian/Alaskan Native:	0	0	0	0	0	0	0	0
Native Hawaiian/Other Pacific Islander:	0	0	0	0	0	0	0	0
American Indian/Alaskan Native & White:	0	0	0	0	0	0	0	0
Asian White:	0	0	0	0	0	0	0	0
Black/African American & White:	0	0	0	0	0	0	0	0
American Indian/Alaskan Native & Black/African American:	0	0	0	0	0	0	0	0
Other multi-racial:	0	0	0	0	0	0	0	0
Asian/Pacific Islander:	0	0	0	0	0	0	0	0
Hispanic:	0	0	0	0	0	0	0	0





U.S. Department of Housing and Urban Development  
 Office of Community Planning and Development  
 Integrated Disbursement and Information System  
 CDBG Activity Summary Report (GPR) for Program Year 2023  
 VICTORVILLE

Date: 11-Sep-2024  
 Time: 20:00  
 Page: 65

**Total:** 0 0 0 0 0 0 0 0 0 0

Female-headed Households: 0

Income Category:

	Owner	Renter	Total	Person
Extremely Low	0	0	0	0
Low Mod	0	0	0	0
Moderate	0	0	0	0
Non Low Moderate	0	0	0	0
Total	0	0	0	0
Percent Low/Mod				

**Annual Accomplishments**

No data returned for this view. This might be because the applied filter excludes all data.



U.S. Department of Housing and Urban Development  
 Office of Community Planning and Development  
 Integrated Disbursement and Information System  
 CDBG Activity Summary Report (GPR) for Program Year 2023  
 VICTORVILLE

Date: 11-Sep-2024  
 Time: 20:00  
 Page: 66

**PGM Year:** 2023  
**Project:** 0016 - Economic Development - Facade Improvement Program  
**IDIS Activity:** 676 - Facade Improvement Program  
**Status:** Open  
**Location:** 14343 Civic Dr Victorville, CA 92392-2303  
**Objective:** Create economic opportunities  
**Outcome:** Sustainability  
**Matrix Code:** Rehab; Publicly or Privately-Owned  
**National Objective:** LMA  
**Commercial/Industrial (14E)**

**Activity to prevent, prepare for, and respond to Coronavirus:** No

**Initial Funding Date:** 03/21/2024

**Description:**

Program provides a forgivable grant to commercial property business owners to make facade improvements, correct certain code violations and make ADA improvements to commercial buildings in Old Town Victorville.

**Financing**

	Fund Type	Grant Year	Grant	Funded Amount	Drawn In Program Year	Drawn Thru Program Year
CDBG	EN	2023	B23MC060593	\$300,000.00	\$13,362.56	\$13,362.56
<b>Total</b>				<b>\$300,000.00</b>	<b>\$13,362.56</b>	<b>\$13,362.56</b>

**Proposed Accomplishments**

Businesses : 5  
 Total Population in Service Area: 3,280  
 Census Tract Percent Low / Mod: 77.44

**Annual Accomplishments**

No data returned for this view. This might be because the applied filter excludes all data.



U.S. Department of Housing and Urban Development  
 Office of Community Planning and Development  
 Integrated Disbursement and Information System  
 CDBG Activity Summary Report (GPR) for Program Year 2023  
 VICTORVILLE

Date: 11-Sep-2024  
 Time: 20:00  
 Page: 67

**PGM Year:** 2023  
**Project:** 0017 - Blight Abatement  
**IDIS Activity:** 677 - Blight Abatement Program  
**Status:** Open  
**Location:** 14343 Civic Dr Victorville, CA 92392-2303  
**Objective:** Provide decent affordable housing  
**Outcome:** Affordability  
**Matrix Code:** Neighborhood Cleanups (05V) **National Objective:** LMA

**Activity to prevent, prepare for, and respond to Coronavirus:** No

**Initial Funding Date:** 03/25/2024

**Description:**

The program abates illegal dumping, secures vacant and open structures, utilizes temporary fencing options and property clean-ups.

**Financing**

	Fund Type	Grant Year	Grant	Funded Amount	Drawn In Program Year	Drawn Thru Program Year
CDBG	EN	2023	B23MC060593	\$75,000.00	\$0.00	\$0.00
<b>Total</b>				<b>\$75,000.00</b>	<b>\$0.00</b>	<b>\$0.00</b>

**Proposed Accomplishments**

People (General) : 40  
 Total Population in Service Area: 64,250  
 Census Tract Percent Low / Mod: 64.96

**Annual Accomplishments**

No data returned for this view. This might be because the applied filter excludes all data.



U.S. Department of Housing and Urban Development  
 Office of Community Planning and Development  
 Integrated Disbursement and Information System  
 CDBG Activity Summary Report (GPR) for Program Year 2023  
 VICTORVILLE

Date: 11-Sep-2024  
 Time: 20:00  
 Page: 68

**PGM Year:** 2023  
**Project:** 0018 - Code Enforcement  
**IDIS Activity:** 678 - Code Enforcement  
**Status:** Open  
**Location:** 14343 Civic Dr Victorville, CA 92392-2303  
**Objective:** Provide decent affordable housing  
**Outcome:** Affordability  
**Matrix Code:** Code Enforcement (15)  
**National Objective:** LMA

**Activity to prevent, prepare for, and respond to Coronavirus:** No

**Initial Funding Date:** 03/25/2024

**Description:**

The program is designed to proactively implement municipal and state codes. Address blighted conditions, nuisance properties, and standard vacant properties.

**Financing**

	Fund Type	Grant Year	Grant	Funded Amount	Drawn In Program Year	Drawn Thru Program Year
CDBG	EN	2019	B19MC060593	\$250,000.00	\$234,775.07	\$234,775.07
<b>Total</b>	<b>Total</b>			<b>\$250,000.00</b>	<b>\$234,775.07</b>	<b>\$234,775.07</b>

**Proposed Accomplishments**

People (General) : 100,000  
 Total Population in Service Area: 59,325  
 Census Tract Percent Low / Mod: 65.43

**Annual Accomplishments**

No data returned for this view. This might be because the applied filter excludes all data.



U.S. Department of Housing and Urban Development  
 Office of Community Planning and Development  
 Integrated Disbursement and Information System  
 CDBG Activity Summary Report (GPR) for Program Year 2023  
 VICTORVILLE

Date: 11-Sep-2024  
 Time: 20:00  
 Page: 69

**PGM Year:** 2023  
**Project:** 0019 - Demolition  
**IDIS Activity:** 679 - Demolition  
**Status:** Open  
**Location:** 14343 Civic Dr Victorville, CA 92392-2303  
**Objective:** Provide decent affordable housing  
**Outcome:** Sustainability  
**Matrix Code:** Clearance and Demolition (04)  
**National Objective:** SBS

**Activity to prevent, prepare for, and respond to Coronavirus:** No

**Initial Funding Date:** 03/25/2024

**Description:**

Removal of dangerous structures and hazardous conditions due to fire or neglect.

**Financing**

	Fund Type	Grant Year	Grant	Funded Amount	Drawn In Program Year	Drawn Thru Program Year
CDBG	EN	2023	B23MC060593	\$120,000.00	\$3,175.83	\$3,175.83
<b>Total</b>				<b>\$120,000.00</b>	<b>\$3,175.83</b>	<b>\$3,175.83</b>

**Proposed Accomplishments**

Housing Units : 2

**Annual Accomplishments**

No data returned for this view. This might be because the applied filter excludes all data.



U.S. Department of Housing and Urban Development  
 Office of Community Planning and Development  
 Integrated Disbursement and Information System  
 CDBG Activity Summary Report (GPR) for Program Year 2023  
 VICTORVILLE

Date: 11-Sep-2024  
 Time: 20:00  
 Page: 70

**PGM Year:** 2023  
**Project:** 0020 - Residential Rehabilitation Program  
**IDIS Activity:** 680 - Residential Rehabilitation Program  
**Status:** Open  
**Location:** 14343 Civic Dr Victorville, CA 92392-2303  
**Objective:** Create suitable living environments  
**Outcome:** Sustainability  
**Matrix Code:** Rehab; Single-Unit Residential (14A) **National Objective:** LMH

**Activity to prevent, prepare for, and respond to Coronavirus:** No

**Initial Funding Date:** 03/25/2024

**Description:**

This program provides Victorville low-income homeowners with a loan of up to \$20,000 to correct code violations and address health and safety issues.

**Financing**

	Fund Type	Grant Year	Grant	Funded Amount	Drawn In Program Year	Drawn Thru Program Year
CDBG	EN	2023	B23MC060593	\$200,000.00	\$0.00	\$0.00
<b>Total</b>				<b>\$200,000.00</b>	<b>\$0.00</b>	<b>\$0.00</b>

**Proposed Accomplishments**

Housing Units : 9

**Actual Accomplishments**

Number assisted:

	Owner		Renter		Total		Person	
	Total	Hispanic	Total	Hispanic	Total	Hispanic	Total	Hispanic
White:	0	0	0	0	0	0	0	0
Black/African American:	0	0	0	0	0	0	0	0
Asian:	0	0	0	0	0	0	0	0
American Indian/Alaskan Native:	0	0	0	0	0	0	0	0
Native Hawaiian/Other Pacific Islander:	0	0	0	0	0	0	0	0
American Indian/Alaskan Native & White:	0	0	0	0	0	0	0	0
Asian White:	0	0	0	0	0	0	0	0
Black/African American & White:	0	0	0	0	0	0	0	0
American Indian/Alaskan Native & Black/African American:	0	0	0	0	0	0	0	0
Other multi-racial:	0	0	0	0	0	0	0	0
Asian/Pacific Islander:	0	0	0	0	0	0	0	0
Hispanic:	0	0	0	0	0	0	0	0
<b>Total:</b>	<b>0</b>	<b>0</b>	<b>0</b>	<b>0</b>	<b>0</b>	<b>0</b>	<b>0</b>	<b>0</b>



U.S. Department of Housing and Urban Development  
 Office of Community Planning and Development  
 Integrated Disbursement and Information System  
 CDBG Activity Summary Report (GPR) for Program Year 2023  
 VICTORVILLE

Date: 11-Sep-2024  
 Time: 20:00  
 Page: 71

Female-headed Households:	Owner	Renter	Total	Person
Income Category:				
Extremely Low	0	0	0	0
Low Mod	0	0	0	0
Moderate	0	0	0	0
Non Low Moderate	0	0	0	0
Total	0	0	0	0
Percent Low/Mod				

**Annual Accomplishments**

No data returned for this view. This might be because the applied filter excludes all data.



U.S. Department of Housing and Urban Development  
 Office of Community Planning and Development  
 Integrated Disbursement and Information System  
 CDBG Activity Summary Report (GPR) for Program Year 2023  
 VICTORVILLE

Date: 11-Sep-2024  
 Time: 20:00  
 Page: 72

**PGM Year:** 2023

**Project:** 0021 - Victorville Wellness Center Solar Panels and Carports

**IDIS Activity:** 681 - Wellness Center Solar Panels

**Status:** Open

**Location:** 15714 1st St Victorville, CA 92395-2902

**Objective:** Provide decent affordable housing

**Outcome:** Affordability

**Matrix Code:** Homeless Facilities (not operating costs) (03C)

**National Objective:** LMC

**Activity to prevent, prepare for, and respond to Coronavirus:** No

**Initial Funding Date:** 03/25/2024

**Description:**

The activity will install solar panels over carports at the Victorville Wellness Center that will help keep the electrical cost of the homeless facility.

**Financing**

	Fund Type	Grant Year	Grant	Funded Amount	Drawn In Program Year		Drawn Thru Program Year
					Total	Hispanic	
		2020	B20MC060593	\$30,909.74	\$0.00	\$0.00	\$0.00
CDBG	EN	2021	B21MC060593	\$316,965.84	\$0.00	\$0.00	\$0.00
		2023	B23MC060593	\$8,205.51	\$0.00	\$0.00	\$0.00
<b>Total</b>				<b>\$356,081.09</b>	<b>\$0.00</b>	<b>\$0.00</b>	<b>\$0.00</b>

**Proposed Accomplishments**

Public Facilities : 1

**Actual Accomplishments**

Number assisted:

	Owner		Renter		Total		Person	
	Total	Hispanic	Total	Hispanic	Total	Hispanic	Total	Hispanic
White:	0	0	0	0	0	0	0	0
Black/African American:	0	0	0	0	0	0	0	0
Asian:	0	0	0	0	0	0	0	0
American Indian/Alaskan Native:	0	0	0	0	0	0	0	0
Native Hawaiian/Other Pacific Islander:	0	0	0	0	0	0	0	0
American Indian/Alaskan Native & White:	0	0	0	0	0	0	0	0
Asian White:	0	0	0	0	0	0	0	0
Black/African American & White:	0	0	0	0	0	0	0	0
American Indian/Alaskan Native & Black/African American:	0	0	0	0	0	0	0	0
Other multi-racial:	0	0	0	0	0	0	0	0
Asian/Pacific Islander:	0	0	0	0	0	0	0	0





U.S. Department of Housing and Urban Development  
 Office of Community Planning and Development  
 Integrated Disbursement and Information System  
 CDBG Activity Summary Report (GPR) for Program Year 2023  
 VICTORVILLE

Date: 11-Sep-2024  
 Time: 20:00  
 Page: 73

Hispanic:	0	0	0	0	0	0	0	0
<b>Total:</b>	<b>0</b>	<b>0</b>	<b>0</b>	<b>0</b>	<b>0</b>	<b>0</b>	<b>0</b>	<b>0</b>
Female-headed Households:	0							0

Income Category:	Owner	Renter	Total	Person
Extremely Low	0	0	0	0
Low Mod	0	0	0	0
Moderate	0	0	0	0
Non Low Moderate	0	0	0	0
Total	0	0	0	0
Percent Low/Mod				

**Annual Accomplishments**

No data returned for this view. This might be because the applied filter excludes all data.



U.S. Department of Housing and Urban Development  
 Office of Community Planning and Development  
 Integrated Disbursement and Information System  
 CDBG Activity Summary Report (GPR) for Program Year 2023  
 VICTORVILLE

Date: 11-Sep-2024  
 Time: 20:00  
 Page: 74

**PGM Year:** 2023  
**Project:** 0022 - Public Works - Landscape Beautification Project  
**IDIS Activity:** 682 - Landscape Beautification Project  
**Status:** Completed 6/30/2024 12:00:00 AM  
**Location:** 14343 Civic Dr Victorville, CA 92392-2303  
**Objective:** Create suitable living environments  
**Outcome:** Sustainability  
**Matrix Code:** Tree Planting (03N)  
**National Objective:** LMA

**Activity to prevent, prepare for, and respond to Coronavirus:** No

**Initial Funding Date:** 03/25/2024

**Description:**

Update of a special landscape district to remove dead vegetation and install waterwise plants.

**Financing**

	Fund Type	Grant Year	Grant	Funded Amount	Drawn In Program Year	Drawn Thru Program Year
CDBG	EN	2019	B19MC060593	\$6,891.90	\$6,891.90	\$6,891.90
		2020	B20MC060593	\$86,165.07	\$86,165.07	\$86,165.07
<b>Total</b>	<b>Total</b>			<b>\$93,056.97</b>	<b>\$93,056.97</b>	<b>\$93,056.97</b>

**Proposed Accomplishments**

Public Facilities : 1  
 Total Population in Service Area: 3,675  
 Census Tract Percent Low / Mod: 66.67

**Annual Accomplishments**

Years	Accomplishment Narrative	# Benefitting
-------	--------------------------	---------------

2023 A formal bid process was completed for the project. The contract was awarded and contracted was executed on March 27, 2024. Construction began on May 20, 2024. This landscape beautification project was done in a low-income neighborhood. The landscape district was not able to be sustained by the fees collected and the vegetation had dies and was dry. It made the neighborhood look very depressed and trashy. The landscape company was able to save the existing trees and installed drought tolerant plants along with rock and decomposed gravel. The plants installed only need water during the first year while they establish their root system. After that they rely on rainwater to survive.



U.S. Department of Housing and Urban Development  
 Office of Community Planning and Development  
 Integrated Disbursement and Information System  
 CDBG Activity Summary Report (GPR) for Program Year 2023  
 VICTORVILLE

Date: 11-Sep-2024  
 Time: 20:00  
 Page: 75

**PGM Year:** 2023  
**Project:** 0023 - Administration  
**IDIS Activity:** 683 - CDBG Administration  
**Status:** Open  
**Location:** ,  
**Objective:**  
**Outcome:**  
**Matrix Code:** General Program Administration (21A) **National Objective:**

**Activity to prevent, prepare for, and respond to Coronavirus:** No

**Initial Funding Date:** 03/25/2024

**Description:**  
 Administration of CDBG funded programs.  
**Financing**

	Fund Type	Grant Year	Grant	Funded Amount	Drawn In Program Year	Drawn Thru Program Year
CDBG	EN	2023	B23MC060593	\$276,279.00	\$138,594.91	\$138,594.91
<b>Total</b>	<b>Total</b>			<b>\$276,279.00</b>	<b>\$138,594.91</b>	<b>\$138,594.91</b>

**Proposed Accomplishments**

**Actual Accomplishments**

Number assisted:

	Owner		Renter		Total		Person	
	Total	Hispanic	Total	Hispanic	Total	Hispanic	Total	Hispanic
White:	0	0	0	0	0	0	0	0
Black/African American:	0	0	0	0	0	0	0	0
Asian:	0	0	0	0	0	0	0	0
American Indian/Alaskan Native:	0	0	0	0	0	0	0	0
Native Hawaiian/Other Pacific Islander:	0	0	0	0	0	0	0	0
American Indian/Alaskan Native & White:	0	0	0	0	0	0	0	0
Asian White:	0	0	0	0	0	0	0	0
Black/African American & White:	0	0	0	0	0	0	0	0
American Indian/Alaskan Native & Black/African American:	0	0	0	0	0	0	0	0
Other multi-racial:	0	0	0	0	0	0	0	0
Asian/Pacific Islander:	0	0	0	0	0	0	0	0
Hispanic:	0	0	0	0	0	0	0	0
<b>Total:</b>	<b>0</b>	<b>0</b>	<b>0</b>	<b>0</b>	<b>0</b>	<b>0</b>	<b>0</b>	<b>0</b>

Female-headed Households: 0



U.S. Department of Housing and Urban Development  
 Office of Community Planning and Development  
 Integrated Disbursement and Information System  
 CDBG Activity Summary Report (GPR) for Program Year 2023  
 VICTORVILLE

Date: 11-Sep-2024  
 Time: 20:00  
 Page: 76

*Income Category:*

	Owner	Renter	Total	Person
Extremely Low	0	0	0	
Low Mod	0	0	0	
Moderate	0	0	0	
Non Low Moderate	0	0	0	
Total	0	0	0	0
Percent Low/Mod				

**Annual Accomplishments**

No data returned for this view. This might be because the applied filter excludes all data.



U.S. Department of Housing and Urban Development  
 Office of Community Planning and Development  
 Integrated Disbursement and Information System  
 CDBG Activity Summary Report (GPR) for Program Year 2023  
 VICTORVILLE

Date: 11-Sep-2024  
 Time: 20:00  
 Page: 77

**PGM Year:** 2019  
**Project:** 0064 - High Desert Homeless Services  
**IDIS Activity:** 684 - High Desert Homeless Services  
**Status:** Canceled 3/26/2024 11:39:12 AM  
**Location:** 14049 Amargosa Rd Victorville, CA 92392-2493  
**Objective:** Create suitable living environments  
**Outcome:** Availability/accessibility  
**Matrix Code:** Operating Costs of Homeless/AIDS Patients Programs (03T)  
**National Objective:** LMC

**Activity to prevent, prepare for, and respond to Coronavirus:** Yes

**Initial Funding Date:** 03/25/2024

**Description:**

Provide a 24-hour residential shelter program to homeless families and individuals. Facility can house up to 55 people at a time for up to 90 days with a possible 30-day extension. Clients are provided an in-depth intake and assessment, referred to human services, health services, EDD, County Welfare and other resources.

**Financing**

No data returned for this view. This might be because the applied filter excludes all data.

**Proposed Accomplishments**

People (General) : 100

**Actual Accomplishments**

Number assisted:

	Owner		Renter		Total		Person	
	Total	Hispanic	Total	Hispanic	Total	Hispanic	Total	Hispanic
White:	0	0	0	0	0	0	0	0
Black/African American:	0	0	0	0	0	0	0	0
Asian:	0	0	0	0	0	0	0	0
American Indian/Alaskan Native:	0	0	0	0	0	0	0	0
Native Hawaiian/Other Pacific Islander:	0	0	0	0	0	0	0	0
American Indian/Alaskan Native & White:	0	0	0	0	0	0	0	0
Asian White:	0	0	0	0	0	0	0	0
Black/African American & White:	0	0	0	0	0	0	0	0



U.S. Department of Housing and Urban Development  
 Office of Community Planning and Development  
 Integrated Disbursement and Information System  
 CDBG Activity Summary Report (GPR) for Program Year 2023  
 VICTORVILLE

Date: 11-Sep-2024  
 Time: 20:00  
 Page: 78

American Indian/Alaskan Native & Black/African American:	0	0	0	0	0	0	0	0	0	0	0	0	0
Other multi-racial:	0	0	0	0	0	0	0	0	0	0	0	0	0
Asian/Pacific Islander:	0	0	0	0	0	0	0	0	0	0	0	0	0
Hispanic:	0	0	0	0	0	0	0	0	0	0	0	0	0
<b>Total:</b>	<b>0</b>	<b>0</b>	<b>0</b>	<b>0</b>	<b>0</b>	<b>0</b>	<b>0</b>	<b>0</b>	<b>0</b>	<b>0</b>	<b>0</b>	<b>0</b>	<b>0</b>
Female-headed Households:	0												0

*Income Category:*

	Owner	Renter	Total	Person
Extremely Low	0	0	0	0
Low Mod	0	0	0	0
Moderate	0	0	0	0
Non Low Moderate	0	0	0	0
Total	0	0	0	0
Percent Low/Mod				

**Annual Accomplishments**

No data returned for this view. This might be because the applied filter excludes all data.



U.S. Department of Housing and Urban Development  
Office of Community Planning and Development  
Integrated Disbursement and Information System  
CDBG Activity Summary Report (GPR) for Program Year 2023  
VICTORVILLE

Date: 11-Sep-2024  
Time: 20:00  
Page: 79

---

**Total Funded Amount: \$4,358,276.32**  
**Total Drawn Thru Program Year: \$2,469,583.98**  
**Total Drawn In Program Year: \$912,700.47**